



January 29, 2021

Brian Hurst  
Transportation Manager  
TDOT Program Development and Scheduling Office  
James K. Polk Building, Suite 600  
505 Deaderick Street  
Nashville, TN 37243

**Subject:** Memphis MPO Administrative Modification 31

Dear Mr. Hurst,

The Memphis MPO has determined that the requested Administrative Modification 31 to the FY 2020-23 TIP meets the criteria to be processed as an administrative modification and not as an amendment. As a result, there was no public notice of the changes and no vote by the Transportation Policy Board to approve the changes.

The City of Millington has requested that the Resurfacing Grouping, TIP# STP-M-2009-03, be modified to apply a total of \$1,238,793 in STBG federal funds from the Construction Set-Aside for the Big Creek Church Road resurfacing project (PIN# 128229.00, federal \$745,729) and the Sykes Road resurfacing project (PIN# 128230.00, federal \$493,064). The funding is available for the upcoming construction phase for the project. Unobligated FY 2020 STBG resurfacing funds were moved to FY 2021.

The Town of Oakland has requested that the Surface Transportation Block Grant-Local (STBG-L) Grouping, TIP# STBG-2017-01, be modified to add the Oakland US-64 ITS Upgrades project (PIN# 131146.00). \$194,338 in federal STBG-L funds have been allocated towards the project. The project will upgrade the traffic signals on US-64 at SR-194 (Church Street) and SR-196 (Chulahoma Road). Improvements include installation of emergency vehicle signal interruption technology. Unobligated FY 2020 STBG-L funds were moved to FY 2021.

This changes to the TIP meet the requirements for an administrative modification as established under the Memorandum of Agreement between TDOT and the MPO. Since the TIP is a subset of the 2050 RTP then air quality conformity determination made on the RTP applies to the TIP (40 CFR 93.122).

The Memphis MPO has made the requested modification to the FY 2020-23 TIP to accurately reflect the requested changes. It is the request of the Memphis MPO that the TIP project changes be amended into the Tennessee State Transportation Improvement Program. Attached to this letter are the old and new TIP pages.

Regards,

---

Pragati Srivastava, Administrator  
Memphis Urban Area Metropolitan Planning Organization

CC:

Kim Brymer, TDOT Program Development and Scheduling Office  
Bob Hayzlett, TDOT Program Development and Scheduling Office  
Meghan Wilson, TDOT Local Programs Development Office



**Memphis MPO**  
METROPOLITAN PLANNING ORGANIZATION

*Strengthening Regional Transportation*

Jennifer Marshall, TDOT Long Range Planning Division

**T 901.636.7190 F 901.636.9404**

125 N Main Street, Suite 450  
Memphis, TN 38103  
[memphismpo.org](http://memphismpo.org)

TIP #	STP-M-2009-03	TDOT PIN #	NA	RTP ID	1000
Lead Agency	Various	County	Shelby	Length	NA
Horizon Year	NA	Conformity	Exempt	Total Cost	\$10,075,686
Project Name/ Route	Resurfacing Grouping				
Termini/ Intersection	Memphis MPO Planning Area				
Project Description	This grouping will be used to fund road resurfacing, other preventative maintenance, and/or associated project improvements including pavement markings/signs, safety improvements, repair, rehabilitation, preservation, and construction throughout the Tennessee portion of the Memphis MPO Planning Area.				

Federal Performance Measures



Obligated Funds	Timely Obligation	Fiscal Year	Phase of Work	Funding Type	Total Funds	Federal Funds	State Funds	Local Funds
\$91,998		2020	PE-N/PE-D/ROW/CONST	STBG	\$114,998	\$91,998		\$23,000
\$3,412,542		2021	PE-N/PE-D/ROW/CONST	STBG	\$7,360,376	\$5,888,301		\$1,472,075
		2022	PE-N/PE-D/ROW/CONST	STBG	\$1,300,156	\$1,040,125		\$260,031
		2023	PE-N/PE-D/ROW/CONST	STBG	\$1,300,156	\$1,040,125		\$260,031

**Project Notes**  
 Big Creek Church Road - PE-D (\$53,600 federal STBG) obligated on 05.12.20  
 Sykes Road - PE-D (\$22,718 federal STBG) obligated on 05.12.20  
 Houston Levee Road - NEPA(\$8,000 federal STBG) obligated 08.03.20  
 Shelton Road - NEPA (\$7,680 federal STBG) obligated on 08.03.20, and NEPA (\$20,917 in federal STBG) obligated on 11.05.20  
 Wolf River Blvd (Collierville) - CONST (\$1,098,247 in federal STBG) obligated on 11.05.20  
 Neshoba Road - NEPA (\$48,000 in federal STBG) obligated on 11.30.20  
 Yale Rd & Brother Blvd - CONST (\$2,218,178 in federal STBG) obligated on 12.28.20  
 Harbor Avenue - PE-D (\$27,200 in federal STBG) obligated on 01.08.21

**Resurfacing Grouping - Programmed Phases (PE-N/PE-D/ROW/CONST)**



Agency	Project Name	Phase of Work	Federal Funds	Agency	Project Name	Phase of Work	Federal Funds		
Bartlett	Elmore Road	PE-N/PE-D/ROW	\$48,000	Millington	Big Creek Church Road	PE-N/PE-D/ROW/CONST	\$771,249		
	St. Elmo Road	PE-N/PE-D/ROW	\$180,000		Sykes Road	PE-N/PE-D/ROW/CONST	\$515,783		
	Brunswick Road	PE-N/PE-D/ROW	\$120,000		Easley Street	PE-N/PE-D/ROW	\$14,000		
	Elmore Park Road	PE-N/PE-D/ROW	\$48,000		Shelby Road	PE-N/PE-D/ROW	\$15,200		
	Old Brownsville Road	PE-N/PE-D/ROW	\$180,000		Bartlett Road	PE-N/PE-D/ROW	\$573,457		
	Ellendale Road	PE-N/PE-D/ROW	\$90,000		Democrat Road	PE-N/PE-D/ROW			
	Billy Maher Road	PE-N/PE-D/ROW	\$48,000		Florida Street	PE-N/PE-D/ROW			
Yale Rd and Brother Blvd	CONST	\$2,431,775	Mississippi Boulevard		PE-N/PE-D/ROW				
Collierville	Houston Levee Road	PE-N/PE-D/ROW	\$40,194		Memphis	Central Avenue	PE-N/PE-D/ROW	\$1,149,762	
	Shelton Road	PE-N/PE-D/ROW	\$39,680			Park Avenue	PE-N/PE-D/ROW		
	Progress Road	PE-N/PE-D/ROW	\$60,918	Park Avenue		PE-N/PE-D/ROW			
	Wolf River Boulevard	CONST	\$1,087,531	Park Avenue		PE-N/PE-D/ROW			
Germantown	Wolf River Boulevard	PE-N/PE-D/ROW	\$160,000	Highland Road		PE-N/PE-D/ROW	\$195,000		
	Neshoba Road	PE-N/PE-D/ROW	\$120,000	Harbor Avenue		PE-N/PE-D/ROW			
				Channel Avenue		PE-N/PE-D/ROW			\$172,000

**Resurfacing Grouping - Unprogrammed Fiscally-Constrained Construction Set-Aside**

Agency	Project Name	Phase of Work	Federal Funds	Agency	Project Name	Phase of Work	Federal Funds
Bartlett	Elmore Road	CONST	\$352,000	Memphis	Bartlett Road	CONST	\$3,674,421
	St. Elmo Road	CONST	\$1,020,000		Democrat Road	CONST	
	Brunswick Road	CONST	\$480,000		Florida Street	CONST	
	Elmore Park Road	CONST	\$352,000		Mississippi Boulevard	CONST	
	Old Brownsville Road	CONST	\$588,225		Central Avenue	CONST	\$8,122,465
	Ellendale Road	CONST	\$510,000		Park Avenue	CONST	
	Billy Maher Road	CONST	\$352,000		Park Avenue	CONST	
Houston Levee Road	CONST	\$556,800	Park Avenue		CONST		
Shelton Road	CONST	\$549,670	Highland Road		CONST		
Progress Road	CONST	\$843,867	Harbor Avenue		CONST	\$4,415,000	
Germantown	Wolf River Boulevard	CONST	\$1,440,000				
	Neshoba Road	CONST	\$1,080,000				
Millington	Easley Street	CONST	\$342,400				
	Shelby Road	CONST	\$330,000				
						<b>Construction Set Aside</b>	<b>\$25,208,848</b>

**Revision History**

Amendments		Administrative Modifications	Administrative Modification 14: 06/15/20 Administrative Modification 20: 08/11/20 Administrative Modification 25: 09/18/20 Administrative Modification 31: 01/29/21
------------	--	------------------------------	--

TIP #	STP-M-2009-03	TDOT PIN #	NA	RTP ID	1000
Lead Agency	Various	County	Shelby	Length	NA
Horizon Year	NA	Conformity	Exempt	Total Cost	\$8,527,195
Project Name/ Route	Resurfacing Grouping			Federal Performance Measures	 
Termini/ Intersection	Memphis MPO Planning Area				
Project Description	This grouping will be used to fund road resurfacing, other preventative maintenance, and/or associated project improvements including pavement markings/signs, safety improvements, repair, rehabilitation, preservation, and construction throughout the Tennessee portion of the Memphis MPO Planning Area.				

Obligated Funds	Timely Obligation	Fiscal Year	Phase of Work	Funding Type	Total Funds	Federal Funds	State Funds	Local Funds
		2020	PE-N/PE-D/ ROW/CONST	STBG	\$4,626,726	\$3,701,381		\$925,345
		2021	PE-N/PE-D/ ROW/CONST	STBG	\$1,300,156	\$1,040,125		\$260,031
		2022	PE-N/PE-D/ ROW/CONST	STBG	\$1,300,156	\$1,040,125		\$260,031
		2023	PE-N/PE-D/ ROW/CONST	STBG	\$1,300,156	\$1,040,125		\$260,031



Project Notes

Resurfacing Grouping - Programmed Phases (PE-N/PE-D/ROW/CONST)							
Agency	Project Name	Phase of Work	Federal Funds	Agency	Project Name	Phase of Work	Federal Funds
Bartlett	Elmore Road	PE-N/PE-D/ROW	\$48,000	Memphis	Bartlett Road	PE-N/PE-D/ROW	\$573,457
	St. Elmo Road	PE-N/PE-D/ROW	\$180,000		Democrat Road	PE-N/PE-D/ROW	
	Brunswick Road	PE-N/PE-D/ROW	\$120,000		Florida Street	PE-N/PE-D/ROW	
	Elmore Park Road	PE-N/PE-D/ROW	\$48,000		Mississippi Boulevard	PE-N/PE-D/ROW	\$1,149,762
	Old Brownsville Road	PE-N/PE-D/ROW	\$180,000		Central Avenue	PE-N/PE-D/ROW	
	Ellendale Road	PE-N/PE-D/ROW	\$90,000		Park Avenue	PE-N/PE-D/ROW	
	Billy Maher Road	PE-N/PE-D/ROW	\$48,000		Park Avenue	PE-N/PE-D/ROW	
Yale Rd and Brother Blvd	CONST	\$2,431,775	Park Avenue		PE-N/PE-D/ROW		
Houston Levee Road	PE-N/PE-D/ROW	\$40,194	Park Avenue		PE-N/PE-D/ROW		
Shelton Road	PE-N/PE-D/ROW	\$39,680	Highland Road		PE-N/PE-D/ROW	\$195,000	
Progress Road	PE-N/PE-D/ROW	\$60,918	Harbor Avenue	PE-N/PE-D/ROW			
Wolf River Boulevard	CONST	\$1,087,531	Channel Avenue	PE-N/PE-D/ROW	\$172,000		
Germantown	Wolf River Boulevard	PE-N/PE-D/ROW	\$160,000				
	Neshoba Road	PE-N/PE-D/ROW	\$120,000				
Millington	Big Creek Church Road	PE-N/PE-D/ROW	\$25,520				
	Sykes Road	PE-N/PE-D/ROW	\$22,719				
	Easley Street	PE-N/PE-D/ROW	\$14,000				
	Shelby Road	PE-N/PE-D/ROW	\$15,200				

Resurfacing Grouping - Unprogrammed Fiscally-Constrained Construction Set-Aside							
Agency	Project Name	Phase of Work	Federal Funds	Agency	Project Name	Phase of Work	Federal Funds
Bartlett	Elmore Road	CONST	\$352,000	Memphis	Bartlett Road	CONST	\$3,674,421
	St. Elmo Road	CONST	\$1,020,000		Democrat Road	CONST	
	Brunswick Road	CONST	\$680,000		Florida Street	CONST	
	Elmore Park Road	CONST	\$352,000		Mississippi Boulevard	CONST	\$8,122,465
	Old Brownsville Road	CONST	\$588,225		Central Avenue	CONST	
	Ellendale Road	CONST	\$510,000		Park Avenue	CONST	
	Billy Maher Road	CONST	\$352,000		Park Avenue	CONST	
Houston Levee Road	CONST	\$556,800	Park Avenue		CONST		
Shelton Road	CONST	\$549,670	Park Avenue		CONST		
Progress Road	CONST	\$843,867	Highland Road		CONST	\$4,415,000	
Wolf River Boulevard	CONST	\$1,440,000	Harbor Avenue	CONST			
Neshoba Road	CONST	\$1,080,000					
Germantown	Big Creek Church Road	CONST	\$556,000				
	Sykes Road	CONST	\$414,369				
Millington	Easley Street	CONST	\$342,400				
	Shelby Road	CONST	\$330,000				
<b>Construction Set Aside</b>							<b>\$26,179,217</b>

Revision History

Amendments		Administrative Modifications	Administrative Modification 14: 06/15/20 Administrative Modification 20: 08/11/20 Administrative Modification 25: 09/18/20
------------	--	------------------------------	--

TIP #	STBG-L-2017-01	TDOT PIN #	NA	RTP ID	1000/ 1006/ 1012
Lead Agency	Various	County	Shelby/ Fayette	Length	NA
Horizon Year	NA	Conformity	Exempt	Total Cost	\$1,908,911
Project Name/Route	Surface Transportation Block Grant - Local (STBG-L) Grouping				<b>Federal Performance Measures</b>  
Termini/Intersection	Memphis MPO Planning Area				



**Project Description**  
At the discretion of TDOT a portion of the State's Surface Transportation Block Grant funds are made available to small urban areas with a population between 5,000 and 50,000 as determined by the U.S. Census. Projects under this program must meet eligibility requirements and follow the federal aid delivery process. Reference the STBG Grouping in Appendix H, Tennessee Statewide Groupings Crosswalk descriptions for allowable project eligibilities.

Obligated Funds	Timely Obligation	Fiscal Year	Phase of Work	Funding Type	Total Funds	Federal Funds	State Funds	Local Funds
\$16,000		2020	PE-N/PE-D/ROW/CONST	STBG-L	\$20,000	\$16,000		\$4,000
		2021	PE-N/PE-D/ROW/CONST	STBG-L	\$778,633	\$622,906		\$155,727
		2020	PE-N/PE-D/ROW/CONST	STBG-L	\$670,300	\$536,240		\$134,060
		2021	PE-N/PE-D/ROW/CONST	STBG-L	\$439,978	\$390,860		\$49,118

**Project Notes**  
The total carry-over of Federal STBG-L funds from previous TIPs is \$638,906, which is shown in FY 2020 (first line item) and FY 2021 (second line item). The Town of Arlington's anticipated FY 2020-23 Allocation is \$780,012 (third line item) and \$243,772 has been applied to the Signalization Grouping (STP-M-2009-06). The Town of Oakland's anticipated FY 2020-2023 Allocation is \$390,860 (fourth line item).  
  
Memphis-Arlington Road (Bike Ped) - ROW (\$16,000 in federal STBG-L) obligated on 06.11.20

Surface Transportation Block Grant-Local (STBG-L) Grouping			
Agency	Project Name	Phase of Work	Federal Funds
Arlington	Memphis-Arlington Road (Bike-Ped)	PE-N/PE-D/ROW/CONST	\$638,906
Oakland	Oakland US-64 ITS Upgrades	PE-N/PE-D/ROW/CONST	\$194,388

Revision History	
Amendments	Administrative Modifications Administrative Modification 27: 11/03/20 Administrative Modification 31: 01/29/21

<b>TIP #</b>	STBG-L-2017-01	<b>TDOT PIN #</b>	NA	<b>RTP ID</b>	1000/ 1006/ 1012
<b>Lead Agency</b>	Various	<b>County</b>	Shelby/ Fayette	<b>Length</b>	NA
<b>Horizon Year</b>	NA	<b>Conformity</b>	Exempt	<b>Total Cost</b>	\$1,957,508
<b>Project Name/ Route</b>	Surface Transportation Block Grant - Local (STBG-L) Grouping				<b>Federal Performance Measures</b>  
<b>Termini/ Intersection</b>	Memphis MPO Planning Area				

**Project Description**  
At the discretion of TDOT a portion of the State's Surface Transportation Block Grant funds are made available to small urban areas with a population between 5,000 and 50,000 as determined by the U.S. Census. Projects under this program must meet eligibility requirements and follow the federal aid delivery process. Reference the STBG Grouping in Appendix H, Tennessee Statewide Groupings Crosswalk descriptions for allowable project eligibilities.

Obligated Funds	Timely Obligation	Fiscal Year	Phase of Work	Funding Type	Total Funds	Federal Funds	State Funds	Local Funds
\$16,000		2020	PE-N/PE-D/ROW/CONST	STBG-L	\$798,633	\$638,906		\$159,727
		2021	PE-N/PE-D/ROW/CONST	STBG-L	\$670,300	\$536,240		\$134,060
		2020	PE-N/PE-D/ROW/CONST	STBG-L	\$488,575	\$390,860		\$97,715

**Project Notes**  
The total carry-over of Federal STBG-L funds from previous TIPs is \$638,906, which is shown in FY 2020 (first line item). The Town of Arlington's anticipated FY 2020-23 Allocation is \$780,012 (second line item) and \$243,772 has been applied to the Signalization Grouping (STP-M-2009-06). The Town of Oakland's anticipated FY 2020-2023 Allocation is \$390,860 (third line item).

Surface Transportation Block Grant-Local (STBG-L) Grouping			
Agency	Project Name	Phase of Work	Federal Funds
Arlington	Memphis-Arlington Road (Bike-Ped)	PE-N/PE-D/ROW/CONST	\$638,906

Revision History	
<b>Amendments</b>	Administrative Modifications Administrative Modification 27: 11/03/20

# TENNESSEE LOCAL PROJECTS SUMMARY FINANCIAL SHEET

## Revenue & Expenditures Fiscal Years 2020 - 2023

Funding Sources	Fiscal Year 2020	Fiscal Year 2021	Fiscal Year 2022	Fiscal Year 2023	Total
Carry Over (STBG Federal)	\$76,289,505	\$40,540,104	\$48,539,488	\$64,771,808	\$76,289,505
Annual STBG Federal Funds	\$18,322,889	\$18,725,993	\$19,137,965	\$19,559,000	\$75,745,847
<b>STBG Federal Funding</b>	<b>\$94,612,394</b>	<b>\$59,266,097</b>	<b>\$67,677,453</b>	<b>\$84,330,808</b>	<b>\$152,035,352</b>
STBG Local Funds	\$13,410,510	\$2,574,090	\$618,849	\$618,849	\$17,222,297
STBG State Funds	\$0	\$0	\$0	\$0	\$0
<b>STBG Expenditure</b>	<b>\$67,482,800</b>	<b>\$13,300,699</b>	<b>\$3,524,494</b>	<b>\$3,524,494</b>	<b>\$87,832,486</b>
STBG-L Federal Funds	\$552,240	\$1,257,538	\$0	\$0	\$1,809,778
STBG-L Local Funds	\$138,060	\$204,845	\$0	\$0	\$342,905
<b>STBG-L Expenditure</b>	<b>\$690,300</b>	<b>\$1,462,383</b>	<b>\$0</b>	<b>\$0</b>	<b>\$2,152,683</b>
STBG-S Federal Funds	\$2,643,322	\$0	\$0	\$12,251,116	\$14,894,438
STBG-S State Funds	\$98,393	\$0	\$0	\$0	\$98,393
STBG-S Local Funds	\$562,438	\$0	\$0	\$3,062,779	\$3,625,217
<b>STBG-S Expenditure</b>	<b>\$3,304,153</b>	<b>\$0</b>	<b>\$0</b>	<b>\$15,313,895</b>	<b>\$18,618,048</b>
DEMO Federal Funds	\$1,556,702	\$0	\$0	\$0	\$1,556,702
<b>DEMO Expenditure</b>	<b>\$1,556,702</b>	<b>\$0</b>	<b>\$0</b>	<b>\$0</b>	<b>\$1,556,702</b>
HIP Federal Funds	\$3,035,751	\$5,520,648	\$0	\$0	\$8,556,399
HIP Local Funds	\$758,938	\$1,380,162	\$0	\$0	\$2,139,100
<b>HIP Expenditure</b>	<b>\$3,794,689</b>	<b>\$6,900,810</b>	<b>\$0</b>	<b>\$0</b>	<b>\$10,695,499</b>
HPP Federal Funds	\$3,611,636	\$0	\$0	\$0	\$3,611,636
HPP Local Funds	\$902,909	\$0	\$0	\$0	\$902,909
<b>HPP Expenditure</b>	<b>\$4,514,545</b>	<b>\$0</b>	<b>\$0</b>	<b>\$0</b>	<b>\$4,514,545</b>
NHPP Federal Funds	\$819,200	\$0	\$0	\$22,180,000	\$22,999,200
NHPP State Funds	\$204,800	\$0	\$0	\$5,545,000	\$5,749,800
<b>NHPP Expenditure</b>	<b>\$1,024,000</b>	<b>\$0</b>	<b>\$0</b>	<b>\$27,725,000</b>	<b>\$28,749,000</b>
TA Federal Funds	\$1,222,358	\$0	\$0	\$0	\$1,222,358
TA Local Funds	\$305,590	\$0	\$0	\$0	\$305,590
<b>TA Expenditure</b>	<b>\$1,527,948</b>	<b>\$0</b>	<b>\$0</b>	<b>\$0</b>	<b>\$1,527,948</b>
ER Federal Funds	\$0	\$2,856,926	\$0	\$0	\$2,856,926
ER Local Funds	\$0	\$714,232	\$0	\$0	\$714,232
<b>ER Expenditure</b>	<b>\$0</b>	<b>\$3,571,158</b>	<b>\$0</b>	<b>\$0</b>	<b>\$3,571,158</b>
<b>TOTAL REVENUE</b>	<b>\$124,435,240</b>	<b>\$73,774,537</b>	<b>\$68,296,302</b>	<b>\$127,988,552</b>	<b>\$240,643,230</b>
<b>TOTAL EXPENDITURE</b>	<b>\$83,895,136</b>	<b>\$25,235,049</b>	<b>\$3,524,494</b>	<b>\$46,563,389</b>	<b>\$159,218,067</b>
<b>BALANCE</b>	<b>\$40,540,104</b>	<b>\$48,539,488</b>	<b>\$64,771,808</b>	<b>\$81,425,163</b>	<b>\$81,425,163</b>
<b>CONSTRUCTION SET-ASIDE (GROUPINGS PROJECTS)</b>					<b>\$39,620,274</b>
<b>CONSTRUCTION SET-ASIDE (CAPITAL PROJECTS)</b>					<b>\$34,249,596</b>

Note: Reference **Appendix A** for a complete list of the Capital Projects Construction Set-Aside.



# TENNESSEE LOCAL PROJECTS SUMMARY FINANCIAL SHEET

## Revenue & Expenditures Fiscal Years 2020 - 2023

Funding Sources	Fiscal Year 2020	Fiscal Year 2021	Fiscal Year 2022	Fiscal Year 2023	Total
Carry Over (STBG Federal)	\$76,289,505	\$36,930,721	\$49,778,281	\$66,010,601	\$76,289,505
Annual STBG Federal Funds	\$18,322,889	\$18,725,993	\$19,137,965	\$19,559,000	\$75,745,847
<b>STBG Federal Funding</b>	<b>\$94,612,394</b>	<b>\$55,656,714</b>	<b>\$68,916,246</b>	<b>\$85,569,601</b>	<b>\$152,035,352</b>
STBG Local Funds	\$14,312,856	\$1,362,046	\$618,849	\$618,849	\$16,912,599
STBG State Funds	\$0	\$0	\$0	\$0	\$0
<b>STBG Expenditure</b>	<b>\$71,994,529</b>	<b>\$7,240,479</b>	<b>\$3,524,494</b>	<b>\$3,524,494</b>	<b>\$86,283,995</b>
STBG-L Federal Funds	\$1,029,766	\$780,012	\$0	\$0	\$1,809,778
STBG-L Local Funds	\$257,442	\$134,060	\$0	\$0	\$391,502
<b>STBG-L Expenditure</b>	<b>\$1,287,208</b>	<b>\$914,072</b>	<b>\$0</b>	<b>\$0</b>	<b>\$2,201,280</b>
STBG-S Federal Funds	\$2,643,322	\$0	\$0	\$12,251,116	\$14,894,438
STBG-S State Funds	\$98,393	\$0	\$0	\$0	\$98,393
STBG-S Local Funds	\$562,438	\$0	\$0	\$3,062,779	\$3,625,217
<b>STBG-S Expenditure</b>	<b>\$3,304,153</b>	<b>\$0</b>	<b>\$0</b>	<b>\$15,313,895</b>	<b>\$18,618,048</b>
DEMO Federal Funds	\$1,556,702	\$0	\$0	\$0	\$1,556,702
<b>DEMO Expenditure</b>	<b>\$1,556,702</b>	<b>\$0</b>	<b>\$0</b>	<b>\$0</b>	<b>\$1,556,702</b>
HIP Federal Funds	\$3,035,751	\$5,520,648	\$0	\$0	\$8,556,399
HIP Local Funds	\$758,938	\$1,380,162	\$0	\$0	\$2,139,100
<b>HIP Expenditure</b>	<b>\$3,794,689</b>	<b>\$6,900,810</b>	<b>\$0</b>	<b>\$0</b>	<b>\$10,695,499</b>
HPP Federal Funds	\$3,611,636	\$0	\$0	\$0	\$3,611,636
HPP Local Funds	\$902,909	\$0	\$0	\$0	\$902,909
<b>HPP Expenditure</b>	<b>\$4,514,545</b>	<b>\$0</b>	<b>\$0</b>	<b>\$0</b>	<b>\$4,514,545</b>
NHPP Federal Funds	\$819,200	\$0	\$0	\$22,180,000	\$22,999,200
NHPP State Funds	\$204,800	\$0	\$0	\$5,545,000	\$5,749,800
<b>NHPP Expenditure</b>	<b>\$1,024,000</b>	<b>\$0</b>	<b>\$0</b>	<b>\$27,725,000</b>	<b>\$28,749,000</b>
TA Federal Funds	\$1,222,358	\$0	\$0	\$0	\$1,222,358
TA Local Funds	\$305,590	\$0	\$0	\$0	\$305,590
<b>TA Expenditure</b>	<b>\$1,527,948</b>	<b>\$0</b>	<b>\$0</b>	<b>\$0</b>	<b>\$1,527,948</b>
ER Federal Funds	\$0	\$2,856,926	\$0	\$0	\$2,856,926
ER Local Funds	\$0	\$714,232	\$0	\$0	\$714,232
<b>ER Expenditure</b>	<b>\$0</b>	<b>\$3,571,158</b>	<b>\$0</b>	<b>\$0</b>	<b>\$3,571,158</b>
<b>TOTAL REVENUE</b>	<b>\$125,934,493</b>	<b>\$68,404,799</b>	<b>\$69,535,095</b>	<b>\$129,227,345</b>	<b>\$240,382,129</b>
<b>TOTAL EXPENDITURE</b>	<b>\$89,003,772</b>	<b>\$18,626,518</b>	<b>\$3,524,494</b>	<b>\$46,563,389</b>	<b>\$157,718,173</b>
<b>BALANCE</b>	<b>\$36,930,721</b>	<b>\$49,778,281</b>	<b>\$66,010,601</b>	<b>\$82,663,956</b>	<b>\$82,663,956</b>
<b>CONSTRUCTION SET-ASIDE (GROUPINGS PROJECTS)</b>					<b>\$40,590,643</b>
<b>CONSTRUCTION SET-ASIDE (CAPITAL PROJECTS)</b>					<b>\$34,249,596</b>