



Memphis MPO

METROPOLITAN PLANNING ORGANIZATION

*Strengthening Regional Transportation*

July 21, 2020

Brian Hurst  
Transportation Manager  
TDOT Program Development and Scheduling Office  
James K. Polk Building, Suite 600  
505 Deaderick Street  
Nashville, TN 37243

**Subject:** Memphis MPO Administrative Modification 18

Dear Mr. Hurst,

The Memphis MPO has determined that the requested Administrative Modification 18 to the FY 2020-23 TIP meets the criteria to be processed as an administrative modification and not as an amendment. As a result, there was no public notice of the changes and no vote by the Transportation Policy Board to approve the changes.

The City of Millington has requested the modification for the Raleigh Millington Road at SR-385 Intersection Improvements project, TIP #STBG-M-2017-06, to add \$21,042 in HIP federal funds from the Highway Infrastructure Program (HIP) Grouping, TIP #HIP-2018-01. Additional the HIP Grouping has been modified to add the Memphis MPO's FY 2020 apportionment of \$1,295,038 federal HIP funds to the grouping.

The changes are for existing TIP projects and it meets the requirements for an administrative modification as established under the Memorandum of Agreement between TDOT and the MPO. Since the TIP is a subset of the 2050 RTP then air quality conformity determination made on the RTP applies to the TIP (40 CFR 93.122).

The Memphis MPO has made the requested modification to the FY 2020-23 TIP to accurately reflect the requested changes. It is the request of the Memphis MPO that the TIP project changes be amended into the State of Tennessee's State Transportation Improvement Program. Attached to this letter are the old and new TIP pages.

Regards,

A handwritten signature in black ink that reads "Pragati Srivastava". The signature is written in a cursive style and is positioned above a horizontal line.

Pragati Srivastava, Administrator  
Memphis Urban Area Metropolitan Planning Organization

CC:



Kim Brymer, TDOT Program Development and Scheduling Office  
Bob Hayzlett, TDOT Program Development and Scheduling Office  
Meghan Wilson, TDOT Local Programs Development Office  
Jennifer Marshall, TDOT Long Range Planning Division

T 901.636.7190 F 901.636.7272

125 N Main Street, Suite 450  
Memphis, TN 38103  
memphismpo.org

TABLE OF CONTENTS  
INTRODUCTION  
TODOT PROJECTS  
MIDOT PROJECTS  
LOCAL TN PROJECTS  
LOCAL MS PROJECTS  
TRANSIT PROJECTS  
CMAQ PROJECTS

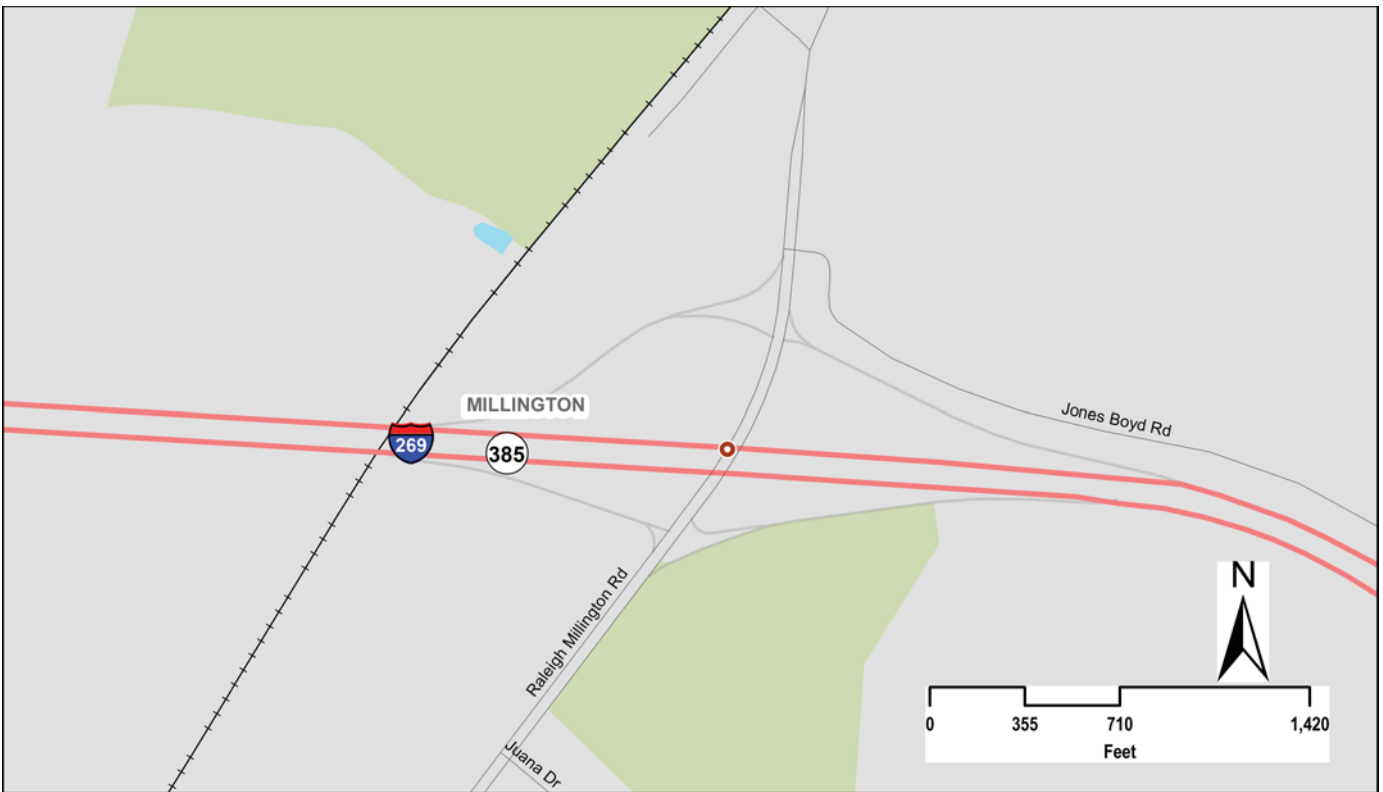
TIP #  TDOT PIN #  RTP ID   
 Lead Agency  County  Length   
 Horizon Year  Conformity  Total Cost

Project Name/Route   
 Termini/Intersection   
 Federal Performance Measures  

**Project Description** The project improves the intersection of Raleigh Millington at SR-385 by extending the southbound left turn lane by shifting the southbound thru lanes to the west to create the extended left turn lane.

Obligated Funds	Timely Obligation	Fiscal Year	Phase of Work	Funding Type	Total Funds	Federal Funds	State Funds	Local Funds
\$497,788	Yes	2020	CONST	STBG	\$622,328	\$497,862		\$124,466
		2020	CONST	HIP	\$26,303	\$21,042		\$5,261

**Project Notes**



**Obligation History**

Project Phase	PE-N	05/03/16	PE-D	01/22/18	ROW	CONST	04/27/20
---------------	------	----------	------	----------	-----	-------	----------



**Revision History**

Amendments  Administrative Modifications

TIP #	STBG-M-2017-06	TDOT PIN #	127076.00	RTP ID	602
Lead Agency	Millington	County	Shelby	Length	0.2 miles
Horizon Year	E+C	Conformity	Exempt	Total Cost	\$882,640

**Project Name/Route** Raleigh Millington Road at SR-385 Intersection Improvements

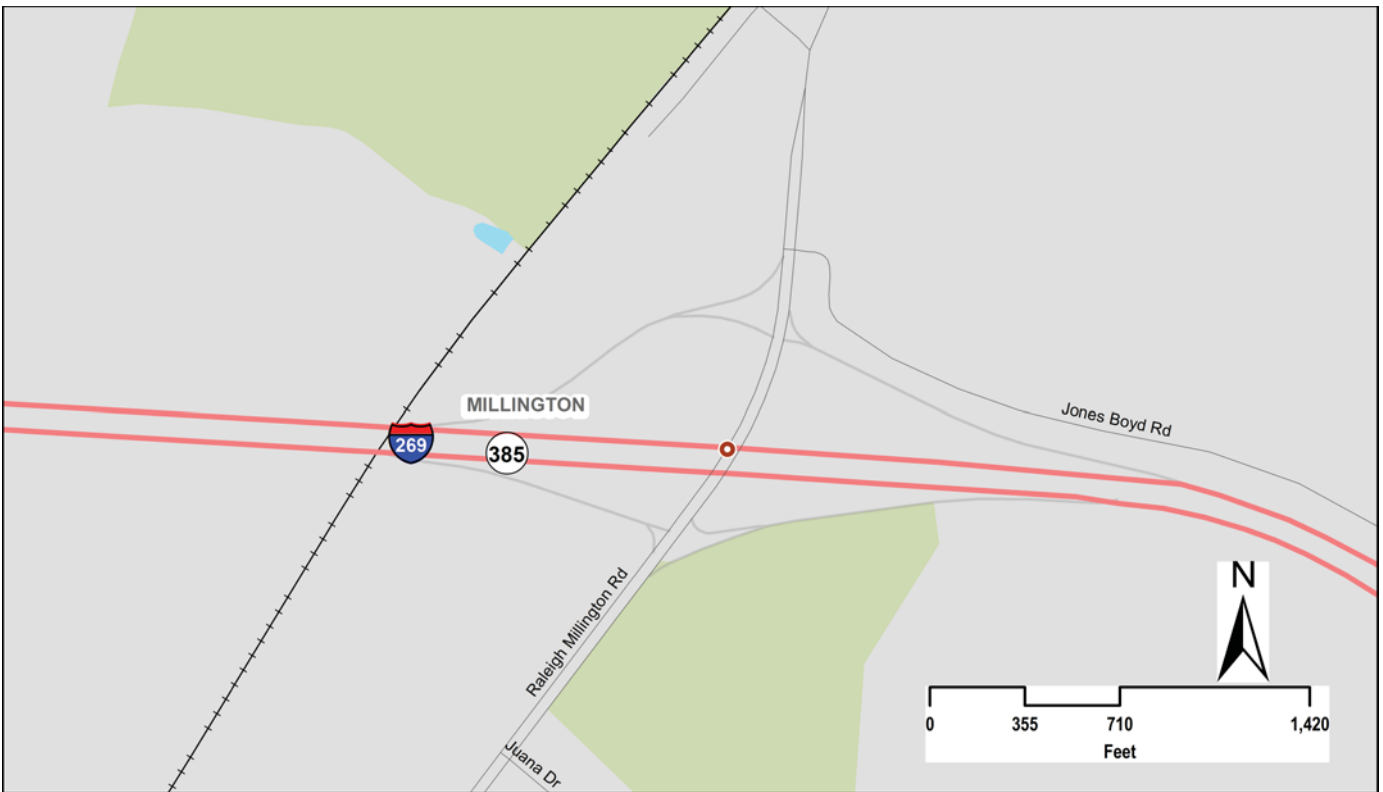
**Termini/Intersection** Raleigh Millington Road at SR-385

**Federal Performance Measures**  

**Project Description** The project improves the intersection of Raleigh Millington at SR-385 by extending the southbound left turn lane by shifting the southbound thru lanes to the west to create the extended left turn lane.

Obligated Funds	Timely Obligation	Fiscal Year	Phase of Work	Funding Type	Total Funds	Federal Funds	State Funds	Local Funds
\$497,788	Yes	2020	CONST	STBG	\$622,328	\$497,862		\$124,466

**Project Notes**



Obligation History							
Project Phase	PE-N	05/03/16	PE-D	01/22/18	ROW	CONST	04/27/20

Revision History	
Amendments	Amendment 01: 02/20/20
Administrative Modifications	

TABLE OF CONTENTS  
INTRODUCTION  
TDDOT PROJECTS  
MIDOT PROJECTS  
LOCAL TN PROJECTS  
LOCAL MS PROJECTS  
TRANSIT PROJECTS  
CMAQ PROJECTS

TIP #	HIP-2018-01	TDOT PIN #	NA	RTP ID	1000/ 1006
Lead Agency	Various	County	Shelby/ Fayette	Length	NA
Horizon Year	NA	Conformity	Exempt	Total Cost	\$6,900,810

Project Name/Route: Highway Infrastructure Program (HIP) Grouping

Termini/Intersection: Memphis MPO Planning Area

Federal Performance Measures: 

**Project Description** This grouping will be used to fund projects under the U.S. Department of Transportation's Highway Infrastructure Programs set-aside. Projects under this program must meet eligibility requirements, which include improvements, rehabilitation, and construction of highways and bridges.

Obligated Funds	Timely Obligation	Fiscal Year	Phase of Work	Funding Type	Total Funds	Federal Funds	State Funds	Local Funds
		2020	PE-N/PE-D/ROW/CONST	HIP	\$6,900,810	\$5,520,648		\$1,380,162

**Project Notes** The total apportionment for the Memphis MPO is \$8,921,225 (FY 2018-2020). Funding for this program will lapse, at the end of the third federal fiscal year from when the funds were apportioned. HIP funds have been applied to the Bridge Grouping (STP-M-2014-12) and the Raleigh Millington Road SR-385 Intersection Project (STBG-M-2017-06), as noted on the TIP page.

Revision History

Amendments		Administrative Modifications	Administrative Modification 01: 02/26/20 Administrative Modification 18: 07/21/20
------------	--	------------------------------	--

TABLE OF CONTENTS  
INTRODUCTION  
TDDOT PROJECTS  
MIDOT PROJECTS  
LOCAL TN PROJECTS  
LOCAL MS PROJECTS  
TRANSIT PROJECTS  
CMAQ PROJECTS

TIP #	HIP-2018-01	TDOT PIN #	NA	RTP ID	1000/ 1006
Lead Agency	Various	County	Shelby/ Fayette	Length	NA
Horizon Year	NA	Conformity	Exempt	Total Cost	\$5,308,315

Project Name/ Route	Highway Infrastructure Program (HIP) Grouping	Federal Performance Measures	
Termini/ Intersection	Memphis MPO Planning Area		

**Project Description** This grouping will be used to fund projects under the U.S. Department of Transportation's Highway Infrastructure Programs set-aside. Projects under this program must meet eligibility requirements, which include improvements, rehabilitation, and construction of highways and bridges.

Obligated Funds	Timely Obligation	Fiscal Year	Phase of Work	Funding Type	Total Funds	Federal Funds	State Funds	Local Funds
		2020	PE-N/PE-D/ ROW/CONST	HIP	\$5,308,315	\$4,246,652		\$1,061,663

**Project Notes** Funding for this program will lapse on September 30, 2021. The total apportionment for the Memphis MPO is \$7,626,187. HIP funds have been applied to the Bridge Grouping (STP-M-2014-12) as noted on the TIP page.

Revision History

Amendments		Administrative Modifications	Administrative Modification 01: 02/26/20
------------	--	------------------------------	--

# TENNESSEE LOCAL PROJECTS SUMMARY FINANCIAL SHEET

## Revenue & Expenditures Fiscal Years 2020 - 2023

Funding Sources	Fiscal Year 2020	Fiscal Year 2021	Fiscal Year 2022	Fiscal Year 2023	Total
Carry Over (STBG Federal)	\$76,289,505	\$38,504,446	\$51,632,006	\$67,864,326	\$76,289,505
Annual STBG Federal Funds	\$18,322,889	\$18,725,993	\$19,137,965	\$19,559,000	\$75,745,847
<b>STBG Federal Funding</b>	<b>\$94,612,394</b>	<b>\$57,230,439</b>	<b>\$70,769,971</b>	<b>\$87,423,326</b>	<b>\$152,035,352</b>
STBG Local Funds	\$13,919,425	\$1,292,046	\$618,849	\$618,849	\$16,449,168
<b>STBG Expenditure</b>	<b>\$70,027,373</b>	<b>\$6,890,479</b>	<b>\$3,524,494</b>	<b>\$3,524,494</b>	<b>\$83,966,839</b>
STBG-L Federal Funds	\$1,809,778	\$0	\$0	\$0	\$1,809,778
STBG-L Local Funds	\$452,445	\$0	\$0	\$0	\$452,445
<b>STBG-L Expenditure</b>	<b>\$2,262,223</b>	<b>\$0</b>	<b>\$0</b>	<b>\$0</b>	<b>\$2,262,223</b>
STBG-S Federal Funds	\$2,643,322	\$3,438,838	\$0	\$8,812,278	\$14,894,438
STBG-S State Funds	\$98,393	\$0	\$0	\$0	\$98,393
STBG-S Local Funds	\$562,438	\$859,710	\$0	\$2,203,070	\$3,625,217
<b>STBG-S Expenditure</b>	<b>\$3,304,153</b>	<b>\$4,298,548</b>	<b>\$0</b>	<b>\$11,015,348</b>	<b>\$18,618,048</b>
DEMO Federal Funds	\$1,556,702	\$0	\$0	\$0	\$1,556,702
<b>DEMO Expenditure</b>	<b>\$1,556,702</b>	<b>\$0</b>	<b>\$0</b>	<b>\$0</b>	<b>\$1,556,702</b>
HIP Federal Funds	\$8,556,399	\$0	\$0	\$0	\$8,556,399
HIP Local Funds	\$2,139,100	\$0	\$0	\$0	\$2,139,100
<b>HIP Expenditure</b>	<b>\$10,695,499</b>	<b>\$0</b>	<b>\$0</b>	<b>\$0</b>	<b>\$10,695,499</b>
HPP Federal Funds	\$3,611,636	\$0	\$0	\$0	\$3,611,636
HPP Local Funds	\$902,909	\$0	\$0	\$0	\$902,909
<b>HPP Expenditure</b>	<b>\$4,514,545</b>	<b>\$0</b>	<b>\$0</b>	<b>\$0</b>	<b>\$4,514,545</b>
NHPP Federal Funds	\$6,387,200	\$0	\$3,620,000	\$12,992,000	\$22,999,200
NHPP State Funds	\$1,596,800	\$0	\$905,000	\$3,248,000	\$5,749,800
<b>NHPP Expenditure</b>	<b>\$7,984,000</b>	<b>\$0</b>	<b>\$4,525,000</b>	<b>\$16,240,000</b>	<b>\$28,749,000</b>
TA Federal Funds	\$1,222,358	\$0	\$0	\$0	\$1,222,358
TA Local Funds	\$305,590	\$0	\$0	\$0	\$305,590
<b>TA Expenditure</b>	<b>\$1,527,948</b>	<b>\$0</b>	<b>\$0</b>	<b>\$0</b>	<b>\$1,527,948</b>
<b>TOTAL REVENUE</b>	<b>\$140,376,887</b>	<b>\$62,821,032</b>	<b>\$75,913,820</b>	<b>\$115,297,522</b>	<b>\$236,408,483</b>
<b>TOTAL EXPENDITURE</b>	<b>\$101,872,441</b>	<b>\$11,189,026</b>	<b>\$8,049,494</b>	<b>\$30,779,841</b>	<b>\$151,890,802</b>
<b>BALANCE</b>	<b>\$38,504,446</b>	<b>\$51,632,006</b>	<b>\$67,864,326</b>	<b>\$84,517,681</b>	<b>\$84,517,681</b>
<b>CONSTRUCTION SET-ASIDE (GROUPINGS PROJECTS)</b>					<b>\$45,794,368</b>
<b>CONSTRUCTION SET-ASIDE (CAPITAL PROJECTS)</b>					<b>\$34,249,596</b>

Note: Reference **Appendix A** for a complete list of the Capital Projects Construction Set-Aside.

# TENNESSEE LOCAL PROJECTS SUMMARY FINANCIAL SHEET

## Revenue & Expenditures Fiscal Years 2020 - 2023

Funding Sources	Fiscal Year 2020	Fiscal Year 2021	Fiscal Year 2022	Fiscal Year 2023	Total
Carry Over (STBG Federal)	\$76,289,505	\$38,504,446	\$51,632,006	\$67,864,326	\$76,289,505
Annual STBG Federal Funds	\$18,322,889	\$18,725,993	\$19,137,965	\$19,559,000	\$75,745,847
<b>STBG Federal Funding</b>	<b>\$94,612,394</b>	<b>\$57,230,439</b>	<b>\$70,769,971</b>	<b>\$87,423,326</b>	<b>\$152,035,352</b>
STBG Local Funds	\$13,919,425	\$1,292,046	\$618,849	\$618,849	\$16,449,168
<b>STBG Expenditure</b>	<b>\$70,027,373</b>	<b>\$6,890,479</b>	<b>\$3,524,494</b>	<b>\$3,524,494</b>	<b>\$83,966,839</b>
STBG-L Federal Funds	\$1,809,778	\$0	\$0	\$0	\$1,809,778
STBG-L Local Funds	\$452,445	\$0	\$0	\$0	\$452,445
<b>STBG-L Expenditure</b>	<b>\$2,262,223</b>	<b>\$0</b>	<b>\$0</b>	<b>\$0</b>	<b>\$2,262,223</b>
STBG-S Federal Funds	\$2,643,322	\$3,438,838	\$0	\$8,812,278	\$14,894,438
STBG-S State Funds	\$98,393	\$0	\$0	\$0	\$98,393
STBG-S Local Funds	\$562,438	\$859,710	\$0	\$2,203,070	\$3,625,217
<b>STBG-S Expenditure</b>	<b>\$3,304,153</b>	<b>\$4,298,548</b>	<b>\$0</b>	<b>\$11,015,348</b>	<b>\$18,618,048</b>
DEMO Federal Funds	\$1,556,702	\$0	\$0	\$0	\$1,556,702
<b>DEMO Expenditure</b>	<b>\$1,556,702</b>	<b>\$0</b>	<b>\$0</b>	<b>\$0</b>	<b>\$1,556,702</b>
HIP Federal Funds	\$7,261,361	\$0	\$0	\$0	\$7,261,361
HIP Local Funds	\$1,815,340	\$0	\$0	\$0	\$1,815,340
<b>HIP Expenditure</b>	<b>\$9,076,701</b>	<b>\$0</b>	<b>\$0</b>	<b>\$0</b>	<b>\$9,076,701</b>
HPP Federal Funds	\$3,611,636	\$0	\$0	\$0	\$3,611,636
HPP Local Funds	\$902,909	\$0	\$0	\$0	\$902,909
<b>HPP Expenditure</b>	<b>\$4,514,545</b>	<b>\$0</b>	<b>\$0</b>	<b>\$0</b>	<b>\$4,514,545</b>
NHPP Federal Funds	\$6,387,200	\$0	\$3,620,000	\$12,992,000	\$22,999,200
NHPP State Funds	\$1,596,800	\$0	\$905,000	\$3,248,000	\$5,749,800
<b>NHPP Expenditure</b>	<b>\$7,984,000</b>	<b>\$0</b>	<b>\$4,525,000</b>	<b>\$16,240,000</b>	<b>\$28,749,000</b>
TA Federal Funds	\$1,222,358	\$0	\$0	\$0	\$1,222,358
TA Local Funds	\$305,590	\$0	\$0	\$0	\$305,590
<b>TA Expenditure</b>	<b>\$1,527,948</b>	<b>\$0</b>	<b>\$0</b>	<b>\$0</b>	<b>\$1,527,948</b>
<b>TOTAL REVENUE</b>	<b>\$138,758,089</b>	<b>\$62,821,032</b>	<b>\$75,913,820</b>	<b>\$115,297,522</b>	<b>\$234,789,686</b>
<b>TOTAL EXPENDITURE</b>	<b>\$100,253,643</b>	<b>\$11,189,026</b>	<b>\$8,049,494</b>	<b>\$30,779,841</b>	<b>\$150,272,005</b>
<b>BALANCE</b>	<b>\$38,504,446</b>	<b>\$51,632,006</b>	<b>\$67,864,326</b>	<b>\$84,517,681</b>	<b>\$84,517,681</b>

CONSTRUCTION SET-ASIDE (GROUPINGS PROJECTS)	\$45,794,368
---	--------------

CONSTRUCTION SET-ASIDE (CAPITAL PROJECTS)	\$34,249,596
---	--------------

Note: Reference Appendix A for a complete list of the Capital Projects Construction Set-Aside.