


List of 2013 Federally Obligated Projects

for the Memphis Urban Area Metropolitan Planning Organization

[Lista de Proyectos Federales 2013 Obligados por la MPO Area Urbana Memphis]





Memphis MPO
METROPOLITAN PLANNING ORGANIZATION

Memphis Urban Area Metropolitan Planning Organization
Department of Regional Services
125 North Main Street, Suite 450
Memphis, TN 38103
901.576.7190 (phone)
901.576.7272 (fax)
www.memphismpo.org

This document is available in accessible formats when requested five days in advance.

Este documento está disponible en formatos accesibles cuando se solicite con cinco días de antelación.

This document was prepared and published by the Memphis Metropolitan Planning Organization and is prepared in cooperation with or with financial assistance from all or several of the following public entities: the Federal Transit Administration, the Federal Highway Administration, the Tennessee and Mississippi Departments of Transportation, the Memphis Area Transit Authority, and the local governments in the MPO region. This financial assistance notwithstanding, the contents of this document do not necessarily reflect the official view or policies of the funding agencies.

It is the policy of the Memphis Urban Area Metropolitan Planning Organization (MPO) not to discriminate on the basis of age, sex, race, color, national origin or disability in its hiring or employment practices, or in its admission to or operations of its program, services, or activities. All inquiries for Title VI and/or the American Disabilities Act, contact John Paul Shaffer at 901-576-7130 or john.shaffer@memphistn.gov.

TABLE OF CONTENTS

I. MPO OVERVIEW	
A. ACRONYMS.....	1
B. THE MEMPHIS URBAN AREA METROPOLITAN PLANNING ORGANIZATION.....	2
II. ABOUT THIS REPORT	
A. FEDERAL GUIDANCE.....	4
B. TRANSPORTATION IMPROVEMENT PROGRAM.....	5
III. SUMMARY OF 2013 OBLIGATED PROJECTS	
A. BY PROJECT TYPE.....	6
B. BY FUNDING TYPE.....	7
IV. LIST OF 2013 FEDERALLY OBLIGATED PROJECTS	
A. ABOUT THIS TABLE.....	9
B. ACRONYMS.....	9
V. APPENDIX A (EXPLANATION OF FUNDING SOURCES).....	14

I. MPO OVERVIEW

A. ACRONYMS

ATAC	Active Transportation Advisory Committee
ETC	Memphis MPO Engineering and Technical Committee
FAC	Freight Advisory Committee
FHWA	Federal Highway Administration
FTA	Federal Transit Administration
FY	Fiscal Year
IAC	Interagency Consultation Group
ITS	Intelligent Transportation Systems
MAP-21	Moving Ahead for Progress in the 21st Century
MATA	Memphis Area Transit Authority
MDOT	Mississippi Department of Transportation
MPO	Metropolitan Planning Organization
SAFETEA-LU	Safe Accountable Flexible Efficient Transportation Equity Act: A Legacy for Users
STIP	Statewide Transportation Improvement Program
TDOT	Tennessee Department of Transportation
MDOT	Mississippi Department of Transportation
TIP	Transportation Improvement Program
Title VI	Title VI of the U.S. Civil Rights Act of 1964, as amended
TPB	Memphis MPO Transportation Policy Board

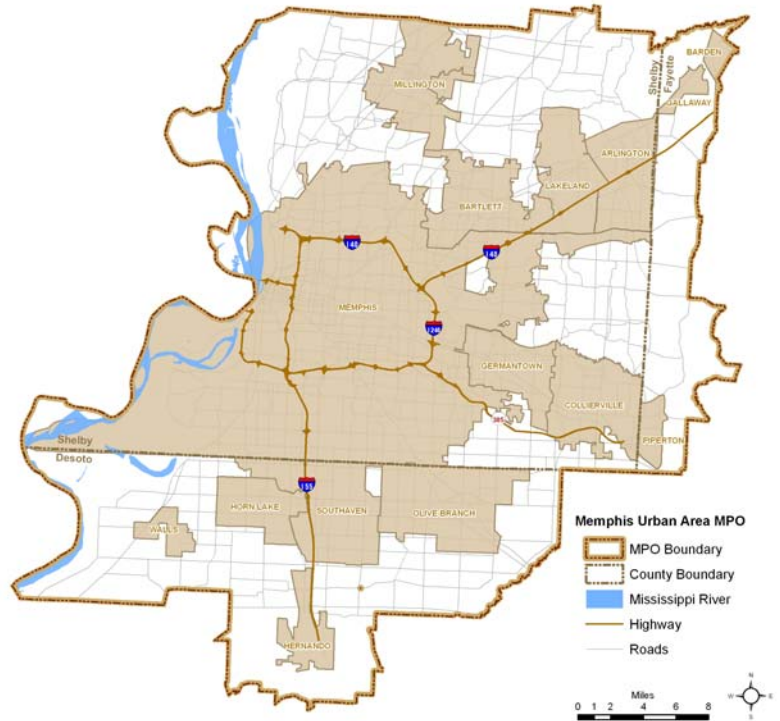
I. MPO OVERVIEW

B. THE MEMPHIS URBAN AREA METROPOLITAN PLANNING ORGANIZATION

The Memphis Urban Area Metropolitan Planning Organization (MPO) was created in 1977 and has the lead responsibility to ensure that the transportation planning process is being carried out in accordance with federal and state regulations. Federal regulations require that an MPO be designated to carry out a comprehensive, continuing and coordinated transportation planning process for urbanized areas (as defined by the U.S. Bureau of Census) with a population of 50,000 or more.

As illustrated in **Figure I**, The Memphis MPO is comprised of fifteen municipalities and three counties. The MPO boundary includes all of Shelby County and the four westernmost miles of Fayette County in Tennessee. The boundary also extends approximately ten miles south into DeSoto County, Mississippi.

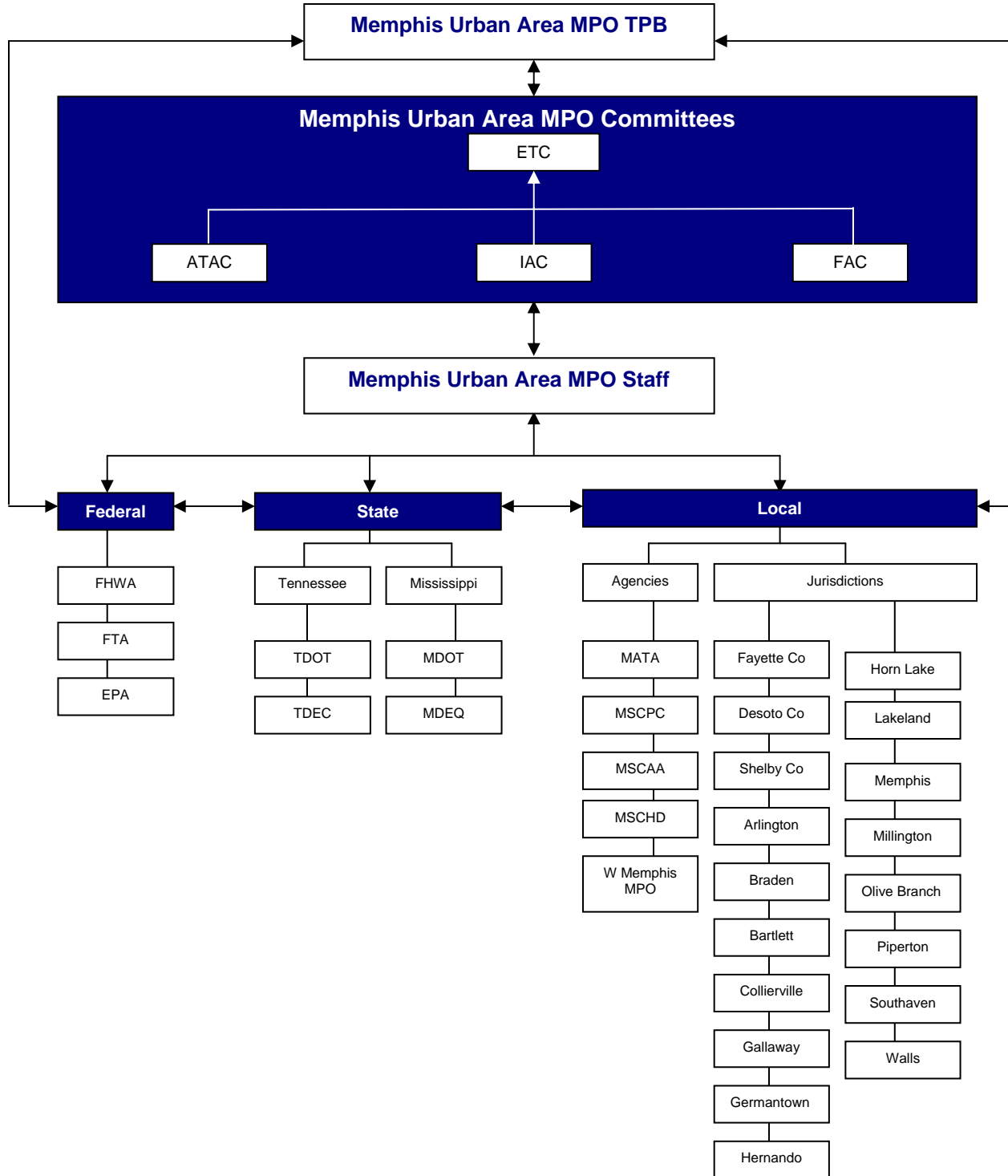
Figure I: Memphis MPO Metropolitan Planning Area Boundary



The Memphis and Shelby County Department of Regional serves as staff for the Memphis MPO under the direction of the MPO's Transportation Policy Board (TPB). The following **Figure II**, is an organizational chart that shows the role of the different federal, state, regional and local agencies in the Memphis MPO's planning process.

I. MPO OVERVIEW

Figure II: THE MEMPHIS URBAN AREA METROPOLITAN PLANNING ORGANIZATIONAL CHART



II. ABOUT THIS REPORT

A. FEDERAL GUIDANCE

As the designated metropolitan planning organization for the region, the MPO is required by Federal law to prepare a Transportation Improvement Program (TIP) to indicate how the Long Range Transportation Plan (LRTP) will be implemented. With the enactment of the current transportation bill, Moving Ahead for Progress in the 21st Century (MAP-21), the previous federal transportation legislation the Safe, Accountable, Flexible, Efficient Transportation Equity Act: A Legacy for Users (SAFETEA-LU), and the Federal Clean Air Act Amendment of 1990, the TIP is subject to provisions for project selection and funding. MAP-21 restructured the core funding programs to include National Highway Performance Program (NHPP), Surface Transportation Program (STP), Congestion Mitigation and Air Quality Improvement Program (CMAQ), and Highway Safety Improvement Program (HSIP). The Transportation Alternatives Program (TAP) and Federal Transit Administration Section 5307, 5337, and 5339 are also funding sources under MAP-21.

On August 10, 2005 President George Bush signed into law the Safe, Accountable, Flexible, Efficient, Transportation Equity Act: A Legacy for Users (SAFETEA-LU) which requires the MPOs to publish an annual listing of projects for which funds have been obligated in the preceding year as a record of project delivery and a progress report for public information and disclosure. SAFETEA-LU states:

...an Annual Listing of projects, including investments in pedestrian walkways and bicycle transportation facilities, for which Federal funds have been obligated in the preceding year shall be published or otherwise made available by the cooperative effort of the State, transit operator, and metropolitan planning organization for public review. The listing shall be consistent with the funding categories identified in each metropolitan transportation improvement program (TIP).¹

This provision still applies in the new transportation bill, MAP-21, which was signed into law by President Barack Obama on July 6, 2012. In addressing MAP-21 requirements, this report lists all transportation projects in the Memphis Area MPO's region that were obligated during Fiscal Year 2013 (October 1, 2012 - September 30, 2013).

The Federal Highway Administration (FHWA) defines obligation as the Federal government's legal commitment to pay or reimburse the States or other entities for the Federal share of a project's eligible costs.² An obligated project is one that has been authorized by the federal government and funds have been obligated or approved for reimbursement. For Federal Transit Administration (FTA) projects, obligation occurs when the FTA grant is awarded. For FHWA projects, an obligation takes place when a project agreement is executed and the State/grantee requests that the funds be obligated.

¹ Title 23 U.S.C. 134(j)(7)(B), 23 U.S.C. 135(g)(4)(B), 49 U.S.C. 5303(j)(7)(B), and 49 U.S.C. 5304(g)(4)(B)

² FTA/FHWA Preliminary Guidance on Annual Listing of Obligated Projects – February, 2006

II. ABOUT THIS REPORT

The projects listed in this report have been developed in accordance with FTA/FHWA preliminary guidance. The guidance establishes a framework for developing the information in a user friendly and accessible format. It is the primary responsibility of the MPO to prepare the list, and it is the MPO's Transportation Improvement Program (TIP) that serves as a basis for the information. However, the MPO's TIP identifies projects within the fiscal year that project implementation is anticipated rather than when the project received Federal authorization. Therefore, the obligated list of projects must be developed through a cooperative effort with state and public transportation operators responsible for tracking project authorizations and obligations.

B. TRANSPORTATION IMPROVEMENT PROGRAM

The TIP lists transportation projects over a four year period that will be funded, at least in part, with funds from the FHWA and/or the FTA. The TIP is the mechanism by which projects in the 2040 Long Range Transportation Plan (LRTP) are built. The TIP provides the opportunity to select projects to implement the transportation planning goals expressed in the MPO's adopted LRTP. In order for a project to be included in the TIP, it must be in one of the fiscally constrained LRTP project lists. The 2011-2014 TIP served as a 4-year financially feasible program of transportation improvements.

TIP projects are consistent with federal transportation regulations and accordingly, all TIP projects become part of TDOT's and MDOT's State Transportation Improvement program (STIP). These projects are financially constrained and implementable for each year. The MPO's Transportation Policy Board (TPB) adopted the FY 2014-17 TIP in September 12, 2013 and it is currently under the final federal agency review. The current FY 2011-14 TIP, which was adopted by the MPO's Transportation Policy Board (TPB) on September 23, 2010 will remain active until the completion of the final federal review period for the FY 2014-17 TIP, which ends in January 2014. The TIP is amended periodically to include any projects approved by the TPB since its original date of adoption.

The content of the annual listing of projects is consistent with the project listing in the MPO's TIP. This includes project name and identification numbers, project location, project description, as well as the amount of funds programmed in the TIP. Fund obligations are a measure of the progress being made on a project. As such, the Annual List of Obligated Projects is prepared at the end of the federal fiscal year to identify which projects obligated funding during the fiscal year.

Projects for which funds have been obligated are not necessarily initiated or completed in the program year, and the amount of the obligation will not necessarily equal the total cost of the project. It is possible that obligated funds exceed the amount estimated in the TIP. It is also possible that unused funds may be credited back when not needed at the completion of a project phase resulting in a deobligation.

III. SUMMARY OF 2013 OBLIGATED PROJECTS

A. BY PROJECT TYPE

The MPO tracks the obligated funds for transportation projects within the Memphis MPO area. **Table I** shows the **total obligation for FY 2013 was \$214,890,490.52**, with \$161,585,629.13 in Tennessee projects, \$31,752,754.39 in Mississippi projects, and \$21,552,107.00 in transit projects. The obligated funds have increased 39.31% from FY 2012 when with the total obligation was \$154,251,604.89, with \$113,518,118.89 in Tennessee projects, \$24,314,104.00 in Mississippi projects, and \$16,419,382.00 in transit projects.

Table I: Federal Funding Obligations for All Projects for FY 2012 & 2013

Federally Obligated Projects: FY 2012 & 2013 Comparison		
Fiscal Year	2012	2013
Tennessee Projects	\$113,518,118.89	\$161,585,629.13
Mississippi Projects	\$24,314,104.00	\$31,752,754.39
Transit Projects	\$16,419,382.00	\$21,552,107.00
Total Obligation	\$154,251,604.89	\$214,890,490.52
Total % Increase	39.31%	

Figure III on the following page and **Table II** below show the breakdown in funding by project type. Roadway projects received the bulk of federal transportation monies in 2013, totaling \$163,819,561.76 or 76.2% with \$135,474,593.37 in Tennessee and \$28,344,968.39 in Mississippi. Roadway projects were followed by transit projects which totaled \$21,552,107.00 or 10.0%. The next highest category for obligated funds in FY 2013 was bike and pedestrian projects as well as enhancement projects for Tennessee, totaling \$19,789,579.23 or 9.2%, while bike and pedestrian and enhancement projects for Mississippi were deobligated funds for \$22,918.00. Other types of projects that received funding obligations in FY 2013 were Intelligent Transportation Systems (ITS), signalization, and other safety projects. Bridge projects in Tennessee received a deobligation in funds for a total of \$472,639.82, while bridge projects in Mississippi had a total obligation of \$1,438,471.00. A complete list of all of the projects which received obligation and deobligation for FY 2013 are shown in **Table IV** of this document.

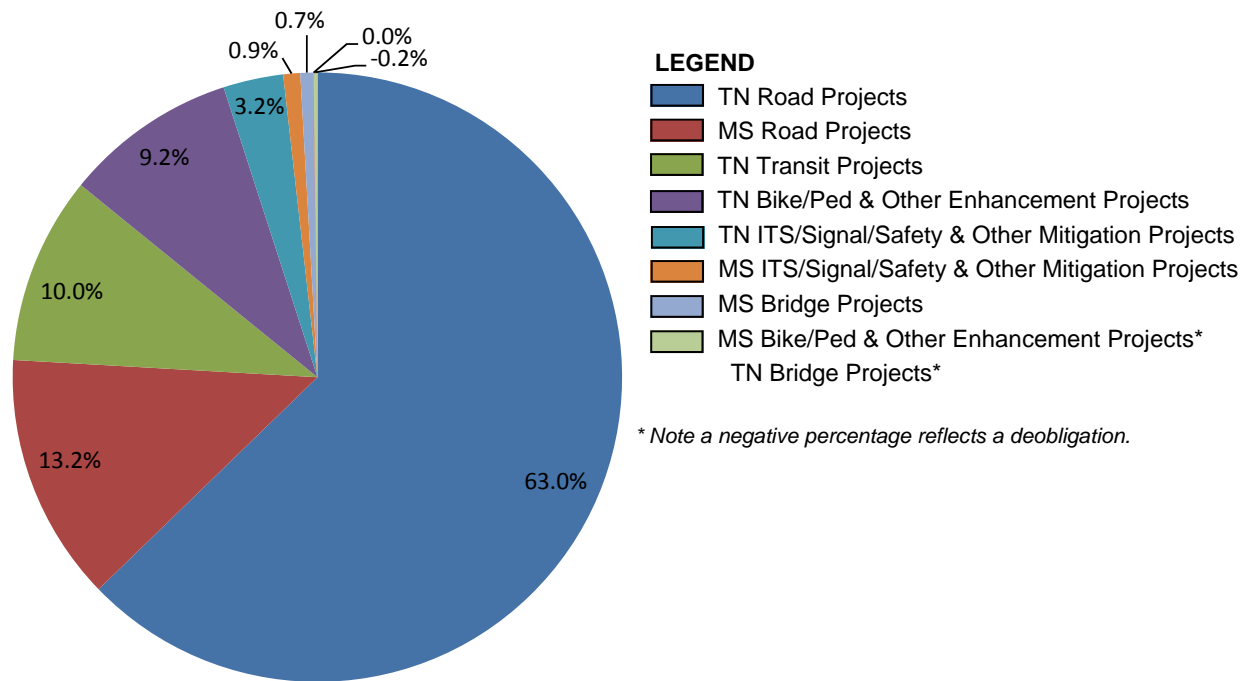
Table II: FY 2013 Obligation Amounts by Project Type for the Memphis MPO:

Tennessee Road Projects:	\$135,474,593.37	63.0%
Mississippi Road Projects:	\$28,344,968.39	13.2%
Tennessee Transit Projects:	\$21,552,107.00	10.0%
Tennessee Bike/Ped and Other Enhancement Projects:	\$19,789,579.23	9.2%
Tennessee ITS/Signal/Safety and Other Mitigation Projects:	\$6,794,096.35	3.2%
Mississippi ITS/Signal/Safety and Other Mitigation Projects:	\$1,992,233.00	0.9%
Mississippi Bridge Projects:	\$1,438,471.00	0.7%
Mississippi Bike/Ped and Other Enhancement Projects:	-\$22,918.00*	0.0%
Tennessee Bridge Projects:	-\$472,639.82*	-0.2%
Total Obligation:	\$214,890,490.52	100%

* A negative percentage reflects a deobligation.

III. SUMMARY OF 2013 OBLIGATED PROJECTS

Figure III: FY 2013 Obligation Percentages by Project Type for the Memphis MPO



B. BY FUNDING TYPE

Table III and Figure IV on the following page show the breakdown of the funding by the source of the federal funds. National Highway Performance Program (NHPP) funds received the largest allotment of \$108,958,329.00 or 50.7% of the obligated funds for the Memphis MPO area. The second largest funding source was Surface Transportation Program (STP) funds totaling \$43,308,561.07 or 20.2% of the obligated funds for the area. Transportation Investment Generating Economic Recovery or TIGER IV Grant funds had a total obligation of \$14,939,000.00 or 7.0%.

5307 Federal Transit Authority Urbanized Area Formula Program, High Priority Project (HPP), 5309 Federal Transit Authority Transit Capital Investment Program, National Highway System (NHS), Congestion Mitigation and Air Quality (CMAQ), Interstate Maintenance (IM), and Reallocated Funds combined accounted for 21.3% of the total obligation for the Memphis MPO area. Reallocated Funds refer to the reallocation of unobligated balances of FY 2003 to FY 2006 Appropriations Acts and it was a funding source for one TN state project. Nine federal funding sources each, accounted for less than 1% of the total obligated funds for FY 2013 and the remaining federal funding sources including Economic Stimulus (ES), Earmarked funds and Bridge Replacement and Rehabilitation (BRR) all had deobligations for FY 2013. A complete list of all of the projects which received obligation/deobligation and the associated funding sources for FY 2013 are shown in Table IV of this document.

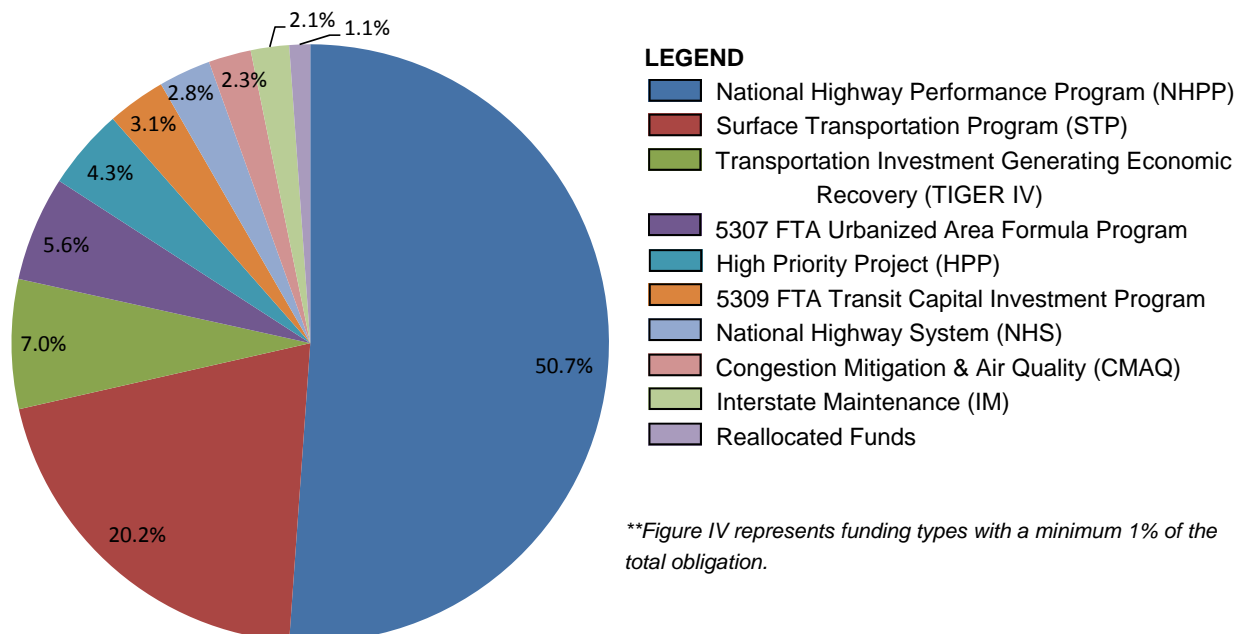
III. SUMMARY OF 2013 OBLIGATED PROJECTS

Table III: FY 2013 Obligation Amounts by Funding Type for the Memphis MPO:

National Highway Performance Program (NHPP):	\$108,958,329.00	50.7%
Surface Transportation Program (STP):	\$43,308,561.07	20.2%
Transportation Investment Generating Economic Recovery (TIGER IV):	\$14,939,000.00	7.0%
5307 Federal Transit Authority Urbanized Area Formula Program:	\$12,101,721.00	5.6%
High Priority Project (HPP):	\$9,335,215.00	4.3%
5309 Federal Transit Authority Transit Capital Investment Program:	\$6,742,072.00	3.1%
National Highway System (NHS):	\$6,018,609.92	2.8%
Congestion Mitigation & Air Quality (CMAQ):	\$4,906,698.87	2.3%
Interstate Maintenance (IM):	\$4,416,917.70	2.1%
Reallocated Funds:	\$2,400,000.00	1.1%
Transportation Enhancement Grant (ENH):	\$1,640,675.00	0.8%
5337 Federal Transit Authority State of Good Repair Program:	\$1,213,466.00	0.6%
5339 Federal Transit Authority Alternative Analysis Program:	\$1,087,200.00	0.5%
American Recovery & Reinvestment Act (ARRA):	\$1,075,536.00	0.5%
Highway Safety Improvement Program (HSIP):	\$479,465.62	0.2%
5317 Federal Transit Authority New Freedom Program:	\$407,648.00	0.2%
Delta Region Transportation Development Program (DRTDP):	\$400,000.00	0.2%
Safe Routes to Schools (SRTS):	\$178,517.00	0.1%
Transportation, Community, and System Preservation Program (TCSP):	\$60,000.00	0.0%
Bridge Replacement and Rehabilitation (BRR):	-\$305,038.70*	-0.1%
Economic Stimulus (ES), Earmark, and Other Deobligation:	-\$4,474,102.96*	-2.1%
Total Obligation:	\$214,890,490.52	100%

* A negative percentage reflects a deobligation.

Figure IV: FY 2013 Obligation Percentages by Funding Type for the Memphis MPO**



IV. LIST OF 2013 FEDERALLY OBLIGATED PROJECTS

A. ABOUT THIS TABLE

Table IV on the following pages lists the federally obligated/deobligated projects for fiscal year 2013. Along with the project description other information includes the location by county, TIP number, state project number, type of project, funding type, amount of federal funds obligated, the amount listed in the TIP and the date the funds were made available. Federally funds shown in red are deobligations and are deducted from the total obligated funds for fiscal year 2013.

B. ACRONYMS

Acronyms were used for the funding types to consolidate the text within **Table IV**. Following is an explanation of the acronyms:

FUNDING TYPES*

ARRA	American Recovery and Reinvestment Act
BRR	Bridge Replacement and Rehabilitation
CMAQ	Congestion Mitigation & Air Quality
DRTDP	Delta Region Transportation Development Program
ENH	Transportation Enhancement Grant
ES	Economic Stimulus
HPP	High Priority Project
HSIP	Highway Safety Improvement Program
IM	Interstate Maintenance
NHPP	National Highway Performance Program
NHS	National Highway System
SRTS/SRSP	Safe Routes to Schools
STP	Surface Transportation Program
TCSP	Transportation, Community, and System Preservation Program
TIGER IV	Transportation Investment Generating Economic Recovery
5307	FTA Urbanized Area Formula Program
5309	FTA Transit Capital Investment Program
5317	FTA New Freedom Program
5337	FTA State of Good Repair Program
5339	FTA Alternative Analysis Program

* For a more detailed description of these funding sources please see **Appendix A**.

TABLE IV: LIST OF 2013 FEDERALLY OBLIGATED PROJECTS

DATE	PROJECT NUMBER	COUNTY	ROUTE	DESCRIPTION	FUNDING TYPE	TIP/STIP NUMBER	FEDERAL FUNDS OBLIGATED	TOTAL COST IN TIP	
ROADWAY PROJECTS - TENNESSEE									
10/05/12	ARRA-STP-M-2813(9)	Shelby		Winchester Rd, Tunnel under the Airport Runway in Memphis	ES	TN-ES-L-2009-01	(\$2,621.57)	\$23,472,119.00	
10/09/12	NH-I-269(19)	Shelby	I-269PROP	From SR-57 (Poplar Ave) to SR-193 (Macon Rd)	NHS	NHS-2012-01	(\$1,344,579.00)	\$25,000,000.00	
10/10/12	STP-M-5429(10)	Shelby		Huff N Puff Rd, From Canada Rd to near I-40 in Lakeland	STP-M	STP-M-2009-03	\$20,000.00	\$11,624,020.00	
10/11/12	IME-240-1(292)	Shelby	I-240	From E of I-55 to E of Perkins Rd	IM	TN-IM-2011-04	\$769,978.00	\$12,615,021.00	
10/25/12	MAF-57(9)	Shelby	SR-57	(Nonconnah), From I-240 to E of Hickory Hill Rd		N/A	(\$68,150.48)	--	
11/02/12	NH-I-240-1(293)	Shelby	I-240	Interchange at Airways Blvd	IM	TN-IM-2012-01	\$2,700,000.00	\$3,000,000.00	
11/06/12	ARRA-STP-M-9409(135)	Shelby		Various Routes in Shelby County	ES	TN-ES-L-2009-01	(\$289,855.78)	\$23,472,119.00	
11/08/12	ARRA-STP-M-2814(3)	Shelby		Perkins Rd Extended, From Poplar Ave to Laurelwood Dr in Memphis	ES	TN-ES-L-2009-01	(\$27,168.41)	\$23,472,119.00	
11/08/12	ARRA-STP-M-2861(2)	Shelby		Southern Ave, From Cooper St to Perkins Rd (Excluding from Semmes Ave to Highland St) in Memphis	ES	TN-ES-L-2009-01	(\$123,048.90)	\$23,472,119.00	
12/11/12	NH-177(35)	Shelby	SR-177	(Germantown Rd), From Crestridge Rd to Stout Rd	NHPP	SSTP-2008-01	\$1,220,800.00	\$1,600,000.00	
12/11/12	NH-177(35)	Shelby	SR-177	(Germantown Rd), From Crestridge Rd to Stout Rd	Reallocated Funds	SSTP-2008-01	\$2,400,000.00	\$2,400,000.00	
12/13/12	STP-M-9417(6)	Shelby		Winchester Rd between Baily Station and Byhalia Rd in Collierville	STP-M	STP-M-2009-05	(\$1,000.00)	\$410,000.00	
01/09/13	ARRA-STP-M-5572(1)	Fayette		Fisherville Lake Rd, From Raleigh-LaGrange Rd to SR-193; Monterey Dr, From the Shelby County Line to Fisherville Lake Rd	ES	TN-ES-L-2009-01	(\$10,449.75)	\$23,472,119.00	
01/15/13	NH-I-FY05(22)	Shelby	I-55 (NB)	Various Interstate Locations in Shelby County (Type II Noise Walls)	NHS	TN-NHS-2011-02	(\$100,295.16)	\$1,000,000.00	
01/24/13	STP-M-205(21)	Shelby	SR-205	(Airline Rd), Intersection at Douglas St in Arlington	STP-M	STP-M-2011-05	\$2,800.00	\$120,000.00	
01/31/13	STP-M-NH-57(47)	Shelby	SR-57, SR-177	SR-57 (Poplar Ave) and SR-177 (Germantown Rd) in Germantown	STP-M	STP-M-2011-04	\$24,389.00	\$2,343,750.00	
02/01/13	STP-M-5161(2)	Shelby		Farmington Blvd, From Allenby Ct to Germantown Rd in Germantown	STP-M	STP-M-2011-03	\$56,000.00	\$2,013,750.00	
02/08/13	NH/HSP-175(20)	Shelby	SR-175	From Swinnea Ave to SR-176	NHPP	TN-STP-S-2011-04	\$744,000.00	\$5,000,000.00	
02/15/13	STP-M-9409(169)	Shelby		Six City Streets in Memphis - Front St, Brooks Rd, Horn Lake Rd, Prescott St, East St and Neely Rd	STP-M	STP-M-2009-03	\$30,828.00	\$21,087,261.00	
02/21/13	NH/HPP-I-40-1(294)	Shelby	I-40	Interchange at I-240 East in Memphis (Phase 2)	HPP	NHS-2004-01	\$2,075,955.00	\$11,023,775.00	
02/21/13	NH-I-40-1(264)2	Shelby	I-40	(US-64), I-40/240 (Midtown Interchange), Ayers St to Voltintine Ave	NHS	TN-NHS-2011-02	(\$58,260.67)	\$1,000,000.00	
02/28/13	STP-M-9409(134)	Shelby		Wolf River Blvd and Forest Hill Irene Rd in Germantown	STP-M	STP-M-2011-04	(\$50,703.80)	\$2,343,750.00	
02/28/13	STP-M-9409(125)	Shelby		Milton Wilson Rd North, From CSX R/R to US-70	STP-M	STP-M-2011-04	(\$196,830.33)	\$2,343,750.00	
03/05/13	STP-M-1(219)	Shelby	SR-1	(US-70), Intersection at SR-205 (Airline Rd), LM 27.95 in Arlington	STP-M	STP-M-2011-04	(\$366,511.16)	\$2,343,750.00	
03/12/13	STP-M-NHE-57(46)	Shelby	SR-57	(Poplar Ave) at Various Locations	STP-M	STP-M-2009-03	\$427,520.00	\$21,189,272.00	
03/25/13	NH-I-269(20)	Fayette, Shelby	I-269PROP	(Paul Barret Pkwy), From N of SR-57 in Fayette County to S of Raleigh-Lagrange Rd in Shelby County	NHPP	TN-IM-2011-02	\$2,606,400.00	\$15,000,000.00	
03/25/13	TN-I-269(14)	Fayette, Shelby	I-269PROP	From the Mississippi State Line to SR-385 S of Collierville	NHPP	TN-IM-2011-02	\$1,015,200.00	\$15,000,000.00	
03/25/13	NC-I-269(18)	Fayette, Shelby	I-269PROP	(Paul Barret Pkwy), From S of Raleigh-Lagrange Rd to S of Macon Rd	NHPP	TN-IM-2011-02	\$2,505,600.00	\$15,000,000.00	
03/25/13	IM/HPP/NH-55-1(122)	Shelby	I-55	Interchange at Mallory Ave, LM 8.92 in Memphis	NHPP	TN-IM-2011-02	\$5,684,900.00	\$15,000,000.00	
03/25/13	M-802(2)	Shelby		Fite Rd, From W of Woodstock Rd to Chas Baker Airport Entrance	STP	STIP 99584	(\$202,307.99)	\$35,700,000.00	
03/26/13	STP-M-9409(114)	Shelby		Walnut Grove Rd - Middle; Kirby Whitten Pkwy / Walnut Grove Interchange to Germantown Pkwy	STP-M	STP-M-2000-11	(\$40,000.00)	\$200,000.00	
03/26/13	STP-M-9409(77)	Shelby		Kirby-Whitten Pkwy, From Egypt Central Rd to Old Brownsville Rd in Bartlett	STP-M	STP-M-2011-04	(\$1,360,000.00)	\$2,343,750.00	
03/28/13	HPP-9409(103)	Shelby		Biomedical District Sidewalk and Streetscape Improvements in Memphis	HPP-4942	TN214	HPP-2006-04	\$600,000.00	\$750,000.00
04/02/13	NHE-86(3)	Shelby	SR-86	(US-72), From S of SR-175 (Shelby Dr) to N of SR-385	NHS	TN-NHS-2011-02	\$81,093.75	\$1,000,000.00	
04/29/13	STP-M-205(20)	Shelby	SR-205	(Airline Rd), Bridge over Hall Creek in Arlington	STP-M	STP-M-2011-01	\$61,824.00	\$172,100.00	
04/30/13	ARRA-STP-M-9419(3)	Shelby		Various Streets in Bartlett	ES	TN-ES-L-2009-01	(\$8,855.00)	\$23,472,119.00	
05/07/13	IJA-STP-2871(6)	Shelby		Kirby Pkwy, From Quince Rd to Messick Rd	STP-M	STP-M-2011-04	(\$110,969.40)	\$2,343,750.00	
05/14/13	STP-M-9409(38)	Shelby		Walnut Grove Rd, From I-240 to East of Wolf River Bridge in Memphis	STP-M	STP-M-2011-04	\$21,915.30	\$2,343,750.00	
05/17/13	STP-M-2822(6)	Shelby		Yale Rd Extension, From Kirby-Whitten Rd to Brothers Blvd in Bartlett	STP-M	STP-M-2011-04	(\$159,231.16)	\$2,343,750.00	
05/20/13	STP-M-7900(29)	Shelby		Fite Rd, From SR-3 (US-51) to Woodstock Rd in Memphis	STP-M	STP-M-2002-07	\$9,860,000.00	\$12,325,000.00	
05/20/13	STP-M-7900(29)	Shelby		Fite Rd, From SR-3 (US-51) to Woodstock Rd in Memphis	STP-M	STP-M-2011-03	\$1,140,000.00	\$2,343,750.00	
06/03/13	STP-M-205(21)	Shelby	SR-205	(Airline Rd), Intersection at Douglas St in Arlington	STP-M	STP-M-2011-05	\$40,000.00	\$50,000.00	
06/06/13	STP-H-14(42)	Shelby	SR-14	(Austin Peay Hwy), Intersection at Pleasant Ridge Rd in Millington	STP	TN-STP-S-2011-01	(\$671.47)	\$5,200,000.00	
06/06/13	STP-M-205(20)	Shelby	SR-205	(Airline Rd), Bridge over Hall Creek in Arlington	STP-M	STP-M-2011-01	\$16,640.00	\$26,000.00	
06/24/13	STP-M-9411(5)	Shelby		Veterans Pkwy South (West Union Extended), From Navy Rd to Raleigh-Millington Rd	STP-M	STP-M-2006-06	(\$960,000.00)	\$534,500.00	
06/24/13	STP-M-9411(10)	Shelby		Veterans Pkwy South (West Union Extended), From Navy Rd to Raleigh-Millington Rd	STP-M	STP-M-2006-06	\$960,000.00	\$534,500.00	
06/25/13	IM/NH-I-55-1(119)	Shelby	I-55	Interchange at Crump Blvd	IMD	TN-IM-2011-01	\$940,419.00	\$1,044,910.00	
07/17/13	NH-177(35)	Shelby	SR-177	(Germantown Rd), From Crestridge Rd to Stout Rd	NHPP	SSTP-2008-01	\$340,413.00	\$1,951,516.00	
08/02/13	STP-M-9417(8)	Shelby		Winchester Rd, From Bailey Station to Byhalia Rd in Collierville	STP-M	STP-M-2011-04	(\$22,825.63)	\$2,343,750.00	
08/09/13	STP-M-9409(107)	Shelby		Canada Rd, From I-40 to SR-1 (US-70) in Lakeland	STP-M	STP-M-2006-01	\$2,400,000.00	\$3,000,000.00	
08/12/13	NH/HPP-I-40-1(294)	Shelby	I-40	Interchange at I-240 East in Memphis (Phase 2)	HPP	NHS-2004-01	\$6,659,260.00	\$11,023,775.00	
08/12/13	NH/HPP-I-40-1(294)	Shelby	I-40	Interchange at I-240 East in Memphis (Phase 2)	NHPP	NHS-2004-01	\$88,272,800.00	\$128,900,000.00	
08/12/13	STP-M-7900(29)	Shelby		Fite Rd, From SR-3 (US-51) to Woodstock Rd in Memphis	STP-M	STP-M-2011-04	\$1,000,000.00	\$2,343,750.00	
08/13/13	IM/NH-I-55-1(119)	Shelby	I-55	Interchange at Crump Blvd	NHPP	TN-IM-2011-01	\$481,500.00	\$535,000.00	
08/14/13	STP-NHE-4(6)	Shelby	SR-4	(US-78), From Raines Rd / Perkins Rd Interchange to SR-176 (Getwell Rd) in Memphis	DRTPD	DRTPD-2012-01	\$400,000.00	\$500,000.00	
08/21/13	IMD/IM-40-1(279)14	Shelby	I-40/I-240	Interchange E Memphis, I-240 at Walnut Grove to Covington Pk and Sam Cooper Blvd to I-40 at Wolf River Bridge	IM	TN-IM-2011-04	(\$2,949.90)	\$12,565,021.00	
08/21/13	STP-M-9417(3)	Shelby		Progress Rd, From Keough Rd to South St in Collierville	STP-M	STP-M-2011-04	(\$49,194.21)	\$2,343,750.00	
08/22/13	ARRA-STP-M-9409(148)	Shelby		Various Locations on Chelsea Ave, Semmes Ave and Wells Station Rd	ES	TN-ES-L-2009-01	(\$216,190.35)	\$23,472,119.00	
08/22/13	TCSP-12TN(4)	Shelby		Donelson Farms Pkwy, From SR-385 (Proposed I-269) to SR-205 (Airline Rd) in Arlington	TCSP	TCSP-2012-01	\$60,000.00	\$60,000.00	
08/23/13	STP-NHE-57(36)	Shelby	SR-57	(US-72), From Miller Farms Rd to Dogwood Rd in Germantown	STP	TN-STP-S-2011-01	\$278,935.66	\$5,200,000.00	
09/10/13	NH-I-40-1(343)	Shelby	I-40	From W of Davies Plantation Rd to the Fayette County Line	NHPP	TN-IM-2011-04	\$4,410,900.00	\$600,000.00	

09/11/13	CM-7900(41)	Shelby		13 Intersections throughout Shelby County (Retiming/VD/EVP Work)	CMAQ-M	CMAQ-2002-09	\$875,000.00	\$21,128,996.00
09/13/13	STP-M-4517(1)	Shelby		Sweetbriar Extension including Interchange at Poplar Pike	STP-M	STP-M-2011-04	(\$7,807.22)	\$2,343,750.00
TOTAL:							\$135,474,593.37	

ROADWAY PROJECTS - MISSISSIPPI

10/31/12	100222/0554050	DeSoto	I-55	On I-55 from Hernando to Tennessee SL. PE, ROW & CONSTR for additional lanes	Earmark		(\$2,000,000.00)	
11/28/12	105313/0906004	DeSoto		Star Landing Corridor - US 61 to US 78. Funds for Env Doc.	Earmark		(\$1,651,201.00)	
12/05/12	501561/0290100	DeSoto, Marshall	I-269	Bond Project for I-269/MS 304 from I-55 to Tennessee SL per MOU	STP		\$19,466,922.00	
12/17/12	101427-0312003	DeSoto		SR 305 from US 78 to Goodman Rd - Construct 5 lanes	NHS		4,080,000.00	
02/14/13	101427-0312003	DeSoto		SR 305 from US 78 to Goodman Rd - Construct 5 lanes	NHS		(\$174,960.00)	
04/03/13	104911/2920008	DeSoto		Intersection US 51 & Star Landing Rd. PE & ROW for Traffic Signals & Intersection Improvements	HSIP		\$100,000.00	
05/28/13	102556/0292012	DeSoto, Marshall	I-269	SR 304/I-269 from I-55 to TN SL [incl interchange] PE for design of new construction	STP		\$227,221.00	
06/05/13	501561/0290100	DeSoto, Marshall	I-269	I-269/MS 304 from I-55 to Tennessee SL per MOU	STP		\$6,442,671.00	
06/28/13	0211030	DeSoto	SR-302	SR 302 from US 78 to Hacks Cross Rd, Fencing	Earmark		(\$22,330.00)	
07/30/13	100222/0554050	DeSoto	I-55	On I-55 from Hernando to Tennessee SL. PE, ROW & CONSTR for additional lanes	STP		\$1,533,648.00	
09/10/13	102556/0292012	DeSoto, Marshall	I-269	SR 304/I-269 from I-55 to TN SL [incl interchange] PE for design of new construction	STP		\$344,373.00	
09/23/13	101427-302/0312004	DeSoto	SR-305	SR 305 from Church Rd to US 78. Construct 5 lanes	CMAQ		(\$1,375.61)	
TOTAL:							\$28,344,968.39	

BRIDGE PROJECTS - TENNESSEE

10/23/12	ARRA-STP-M-9409(150)	Shelby		Horn Lake Bridge over Johnston R/R Yard and Rivergate Bridge over Nonconnah Creek in Memphis	ES	TN-ES-L-2009-01	(\$1,804.54)	\$23,472,119.00
10/23/12	ARRA-STP-M-4032(7)	Shelby		Sam Cooper Blvd, Bridge over IC and Union Pacific R/R's in Memphis	ES	TN-ES-L-2009-01	(\$9,362.18)	\$23,472,119.00
02/28/13	BH-I-40-1(300)	Shelby	I-40	Bridge over Mississippi River (Seismic Retrofit Phase 6)	BRR-L	BRR-L-2011-02	(\$300,038.70)	\$30,000.00
03/11/13	IM/BSRF-40-1(271)	Shelby	I-40	Bridge over Mississippi River (Bridge Repair)	IM	TN-IM-2011-02	(\$161,434.40)	\$1,320,000.00
TOTAL:							(\$472,639.82)	

BRIDGE PROJECTS - MISSISSIPPI

04/15/13	103318-0311015	DeSoto	SR-305	SR 305 from Cockrum to Lewisburg - PE for 4 bridge replacements	BR		(\$5,000.00)	
05/13/13	105901SA-0017047	DeSoto		Replace bridge and approaches on Nesbit Rd	STP		\$510,700.00	
09/04/13	105901SA-0017047	DeSoto		Replace bridge and approaches on Nesbit Rd	STP		(\$99,700.00)	
09/13/13	103318ARRA-0311018	DeSoto	SR-305	SR 305 from Cockrum to Lewisburg, Bridge #s 14.9, 15.2, 15.3, 15.6. Replace bridges	ARRA		\$1,119,273.00	
09/24/13	103318ARRA-0311018	DeSoto	SR-305	SR 305 from Cockrum to Lewisburg, Bridge #s 14.9, 15.2, 15.3, 15.6. Replace bridges	ARRA		(\$43,737.00)	
09/26/13	104863-1920006	DeSoto		Holly Springs Rd Replace Bridges and approaches over coldwater flood plain	Earmark		(\$43,065.00)	
TOTAL:							\$1,438,471.00	

ITS/SIGNAL/SAFETY & OTHER MITIGATION PROJECTS - TENNESSEE

10/11/12	STP-M-4384(5)	Shelby		Altruria Rd at Memphis-Arlington Rd in Bartlett	STP-M	STP-M-2009-06	\$10,000.00	\$13,282,992.00
10/18/12	CM-STP-9409(52)	Shelby		Germantown Signal System Interconnect Extension	CMAQ	99565	(\$0.76)	\$1,500,000.00
11/06/12	HSIP-177(32)	Shelby	SR-177	(Germantown Rd), Intersections at I-40 Eastbound Off-Ramp and I-40 Eastbound On-Ramp	HSIP	TN-HSIP-2011-01	(\$18,000.00)	\$7,000,000.00
11/06/12	HSIP-177(33)	Shelby	SR-177	From I-40 Eastbound Off-Ramp to I-40 Westbound On-Ramp	HSIP	TN-HSIP-2011-01	(\$18,000.00)	\$7,000,000.00
11/13/12	NH-I-REG4(119)	Region 4		Freeway Service Patrol - Memphis (FY 2013)	NHS	TN-STP-S-2011-05	\$1,795,000.00	\$2,470,520.00
12/17/12	STP-NHE-9900(5)	Shelby		Freeway Service Patrol - Memphis (FY 2012)	STP	TN-STP-S-2011-05	\$948,160.00	\$4,130,628.00
01/22/13	STP-H-205(17)	Shelby	SR-205	(Navy Rd), Intersection at Hornet Ave in Millington	STP	TN-STP-S-2011-03	(\$11,400.00)	\$300,000.00
01/31/13	STP-M-9409(145)	Shelby		NW Signal Coordination Project	STP-M	STP-M-2009-06	\$60,205.00	\$13,282,992.00
01/31/13	STP-M-9409(141)	Shelby		Various Locations in Memphis	STP-M	STP-M-2009-06	\$755,280.00	\$13,282,992.00
02/04/13	CM-7900(42)	Shelby		Various Locations in Shelby County, Detection Upgrade - Set 3	CMAQ-M	CMAQ-2002-09	\$28,000.00	\$21,128,996.00
02/08/13	HSIP-1(223)	Shelby	SR-1	(US-70), Intersection at Canada Rd, LM 22.85 in Lakeland	HSIP	TN-HSIP-2011-01	(\$410,400.00)	\$7,000,000.00
02/08/13	NH/HSIP-175(20)	Shelby	SR-175	From Swinnea Ave to SR-176	HSIP	TN-HSIP-2011-01	\$102,900.00	\$7,000,000.00
02/11/13	CM-NH-57(60)	Shelby	SR-57	(Poplar St), Intersection at SR-205 (Collierville Arlington Rd), LM 21.40 - Set 2 (Signalization)	CMAQ-M	CMAQ-2002-09	\$25,000.00	\$21,128,996.00
02/11/13	NH/HSIP-14(52)	Shelby	SR-14	From I-40 Ramp to N of SR-204	HSIP	TN-HSIP-2011-01	\$212,400.00	\$7,000,000.00
02/11/13	NH/HSIP-14(52)	Shelby	SR-14	From I-40 Ramp to N of SR-204	NHPP	TN-STP-S-2011-04	\$1,124,000.00	\$5,000,000.00
02/13/13	CM-7900(43)	Shelby		Various Locations in Shelby County, New Signals - Set 1	CMAQ-M	CMAQ-2002-09	\$13,800.00	\$21,128,996.00
02/13/13	CM-7900(45)	Shelby		Various Locations Throughout Shelby County - Set 2	CMAQ-M	CMAQ-2002-09	\$101,900.00	\$21,128,996.00
02/13/13	CM-7900(47)	Shelby		Various Locations Throughout Shelby County - Set 4	CMAQ-M	CMAQ-2002-09	\$77,700.00	\$21,128,996.00
02/13/13	CM-7900(48)	Shelby		Various Locations Throughout Shelby County - Set 5	CMAQ-M	CMAQ-2002-09	\$91,100.00	\$21,128,996.00
02/13/13	CM-7900(49)	Shelby		Various Locations Throughout Shelby County - Set 7	CMAQ-M	CMAQ-2002-09	\$78,000.00	\$21,128,996.00
02/13/13	CM-7900(50)	Shelby		Various Locations Throughout Shelby County - Set 8	CMAQ-M	CMAQ-2002-09	\$92,600.00	\$21,128,996.00
02/13/13	CM-7900(51)	Shelby		Various Locations Throughout Shelby County - Set 9	CMAQ-M	CMAQ-2002-09	\$84,700.00	\$21,128,996.00
02/14/13	CM-NH-3(125)	Shelby	SR-3	(US-51, Elvis Presley Blvd), From Holmes Rd to Brooks Rd - Set 6	CMAQ-M	CMAQ-2002-09	\$47,700.00	\$21,128,996.00
02/14/13	CM-NH-14(54)	Shelby	SR-14	(US-61, Third St), From Mitchell Rd to Linden Ave - Set 10	CMAQ-M	CMAQ-2002-09	\$59,668.00	\$21,128,996.00
02/14/13	CM-7900(44)	Shelby		Various Locations Throughout Shelby County - Set 1	CMAQ-M	CMAQ-2002-09	\$45,200.00	\$21,128,996.00
02/15/13	CM-7900(46)	Shelby		Various Locations Throughout Shelby County - Set 3	CMAQ-M	CMAQ-2002-09	\$61,700.00	\$21,128,996.00
02/15/13	STP-H-14(53)	Shelby	SR-14	(Austin Peay Hwy), From N of SR-204 to Rosemark Rd (RSAR)	STP	TN-STP-S-2011-03	\$18,000.00	\$300,000.00
03/12/13	HSIP-2807(6)	Shelby		South Parkway East, Intersection at College St in Memphis	HSIP	TN-HSIP-2011-01	\$98,955.00	\$7,000,000.00
03/13/13	HSIP-NH-3(116)	Shelby	SR-3	(N Third St), Intersection at Mills Ave in Memphis	HSIP	TN-HSIP-2011-01	\$6,831.00	\$7,000,000.00
04/01/13	HSIP-NH-57(61)	Shelby	SR-57	Intersection at Brookfield Ave (RSAR)	HSIP	TN-HSIP-2011-01	\$18,000.00	\$7,000,000.00
04/01/13	HSIP-NH-3(115)	Shelby	SR-3	(US-51S), Intersection at Harbert Ave	HSIP	TN-HSIP-2011-01	\$236,700.00	\$7,000,000.00
04/02/13	HSIP-I-40-1(342)	Shelby	I-40	From I-40 EB Ramp to SR-177 (Germantown Rd) (RSAR)	HSIP	TN-HSIP-2011-01	\$18,000.00	\$7,000,000.00
05/07/13	NH/HSIP-14(52)	Shelby	SR-14	From I-40 Ramp to N of SR-204	HSIP	TN-HSIP-2011-01	(\$852.00)	\$7,000,000.00

05/07/13	NH/HSIP-14(52)	Shelby	SR-14	From I-40 Ramp to N of SR-204	NHPP	TN-STP-S-2011-04	\$31,778.00	\$5,000,000.00
05/08/13	NH/HSIP-175(20)	Shelby	SR-175	From Swinnea Ave to SR-176	HSIP	TN-HSIP-2011-01	(\$16,304.00)	\$7,000,000.00
05/08/13	NH/HSIP-175(20)	Shelby	SR-175	From Swinnea Ave to SR-176	NHPP	TN-STP-S-2011-04	(\$60,462.00)	\$5,000,000.00
05/09/13	MG/MA/STP-9409(33)	Shelby		Memphis Central Business District (Upgrade Signals)	STP-M	STP-M-2011-04	\$142,641.25	\$2,343,750.00
05/15/13	STP-M-9409(141)	Shelby		Various Locations in Memphis	STP-M	STP-M-2009-06	\$45,000.00	\$13,282,992.00
05/28/13	HSIP-NH-385(29)	Shelby	SR-385	From SR-175 Overhead Bridge to W of US-72 Bridge	HSIP	TN-HSIP-2011-01	\$95,500.00	\$7,000,000.00
06/19/13	HSIP-176(4)	Shelby	SR-176	Intersection at Raines Rd, LM 2.90 in Memphis	HSIP	TN-HSIP-2011-01	(\$42,478.50)	\$7,000,000.00
07/23/13	HSIP-2807(8)	Shelby		South Parkway East, Intersection at Cummings St	HSIP	TN-HSIP-2011-01	(\$18,000.00)	\$7,000,000.00
07/30/13	HSIP-803(4)	Shelby		Raleigh Millington Rd, Intersection at New Allen Rd in Memphis	HSIP	TN-HSIP-2011-01	\$53,100.00	\$7,000,000.00
07/30/13	HSIP-2874(1)	Shelby		St. Elmo Ave, Intersection at Mountain Terrace St in Memphis	HSIP	TN-HSIP-2011-01	(\$219,147.54)	\$7,000,000.00
08/01/13	HSIP-2810(10)	Shelby		Airways Blvd, Intersection at Ketchum Rd in Memphis	HSIP	TN-HSIP-2011-01	\$126,000.00	\$7,000,000.00
08/01/13	HSIP-2814(4)	Shelby		South Perkins Road, Intersection at Old Lamar Avenue and Hungerford Road in Memphis	HSIP	TN-HSIP-2011-01	\$46,800.00	\$7,000,000.00
08/05/13	HSIP-NH-385(29)	Shelby	SR-385	From SR-175 Overhead Bridge to W of US-72 Bridge	HSIP	TN-HSIP-2011-01	(\$10,619.00)	\$7,000,000.00
08/05/13	HSIP-2807(7)	Shelby		South Parkway East, Intersection at Cummings St	HSIP	TN-HSIP-2011-01	\$50,400.00	\$7,000,000.00
08/14/13	STP/HSIP-NHE-3(122)	Shelby	SR-3	(US-51), From the Loosahatchie River to SR-385	HSIP	TN-HSIP-2011-01	\$21,000.00	\$7,000,000.00
08/16/13	HSIP-R00S(56)	Shelby		Hack Cross Rd at Norfolk Southern R/R, LM 5.52 in Germantown	HSIP	STIP 99300	\$17,366.66	\$88,345,245.00
08/19/13	STP-M-9409(145)	Shelby		NW Signal Coordination Project	STP-M	STP-M-2009-06	\$259,000.00	\$13,282,992.00
08/22/13	NH-I-9409(171)	Shelby		HOV Lanes in Memphis MPO Area (Pavement Marking)	NHPP	TN-IM-2011-04	\$300,600.00	\$600,000.00
08/22/13	NH-I-9409(170)	Shelby		HOV Lanes in Memphis MPO Area (Signs)	NHPP	TN-IM-2011-04	\$279,900.00	\$600,000.00
08/28/13	CM-7900(40)	Shelby		22 Intersections throughout Shelby County (RetimingVD/EVP/Loop Replacement)	CMAQ-M	CMAQ-2002-09	\$935,000.00	\$21,128,996.00
09/10/13	HSIP-205(23)	Shelby	SR-205	From SR-14 to Armour Rd/Fullerton Rd (RSAR)	HSIP	TN-HSIP-2011-01	\$18,000.00	\$7,000,000.00
09/19/13	CM-STP-9409(82)	Shelby		Vehicle Inspection Station in Memphis	CMAQ-M	CMAQ-2002-14	(\$935,438.76)	\$3,550,000.00
09/23/13	HSIP-NH-3(115)	Shelby	SR-3	(US-51S), Intersection at Harbert Ave	HSIP	TN-HSIP-2011-01	(\$78,386.00)	\$7,000,000.00
TOTAL:							\$6,794,096.35	

ITS/SIGNAL/SAFETY & OTHER MITIGATION PROJECTS - MISSISSIPPI

12/12/12	106173-0096013	DeSoto		US 61 at Delta View Rd in Walls. Traffic Signal	HSIP		14,470.00	
12/12/12	106173-0096013	DeSoto		US 61 at Delta View Rd in Walls. Traffic Signal	HSIP		75,230.00	
12/13/12	103405-0554074	DeSoto/Tate		I-55 from Panola CL to DeSoto CL 1.929 miles & I-55 from Tate CL to 2.5 miles North of Tate CL - Concrete Rehab	IM		170,905.00	
12/13/12	103405-0554074	DeSoto/Tate		I-55 from Panola CL to DeSoto CL 1.929 miles & I-55 from Tate CL to 2.5 miles North of Tate CL - Concrete Rehab	NHS		2,079,641.00	
03/25/13	104412-0554080	DeSoto		I-55 from 2.3 miles North of Tate CL to 0.5 miles South of Church Rd. Overlay	NHS		(339,030.00)	
05/17/13	105681ARRALPA-0211106	DeSoto		City of Horn Lake - Installation of traffic signal at intersection of Goodman Rd & Windchase Blvd	STP		(429.00)	
05/17/13	105650ARRALPA-7904001	DeSoto		City of Olive Branch - New signal @ intersection of Pigeon Roost Rd & Hwy 305; LED signal upgrades & other intersections	CMAQ		(8,554.00)	
TOTAL:							1,992,233.00	

BIKE/PED & OTHER ENHANCEMENT PROJECTS - TENNESSEE

10/10/12	STP-M-9409(123)	Shelby		Burloe Pedestrian Bridge in Bartlett	STP-M	STP-M-2009-04	(\$50,883.00)	\$4,892,850.00
11/16/12	SRTS-9409(112)	Shelby		Frayser Elementary School	SRTS	SRTS-2008-01	\$201,435.00	\$691,083.00
01/04/13	CM-9409(162)	Shelby		Shelby Farms Greenline, From Farm Rd to the Old Cordova Train Station	CMAQ-M	CMAQ-2012-02	\$60,000.00	\$4,400,000.00
04/01/13	STP-M-9409(122)	Shelby		Design and Construction of the Fletcher Creek Greenway	STP-M	STP-M-2009-04	\$38,640.00	\$4,892,850.00
05/14/13	ARRA-STP-M-9409(140)	Shelby		Canada Rd Pedestrian and Bicycle Facilities	STP-M	STP-M-2011-04	(\$13,701.81)	\$2,343,750.00
06/06/13	STP-M-9409(144)	Shelby		Various Routes in Memphis	STP-M	STP-M-2011-04	(\$369,837.62)	\$2,343,750.00
06/26/13	CM-9409(162)	Shelby		Shelby Farms Greenline, From Farm Rd to the Old Cordova Train Station	CMAQ-M	CMAQ-2012-02	\$2,325,000.00	\$4,400,000.00
07/19/13	TIGER-M2M(1)	Shelby		TIGER IV: Main St to Main St - Multimodal Connector (Streetscape)	CMAQ	TIGER IV-2012-01	\$850,000.00	\$1,062,000.00
07/19/13	TIGER-M2M(1)	Shelby		TIGER IV: Main St to Main St - Multimodal Connector (Streetscape)	TIGER IV	TIGER IV-2012-01	\$14,939,000.00	\$18,673,760.00
07/30/13	STP-M-9409(167)	Shelby		Various Locations in Memphis (Bicycles and Pedestrian Facility)	STP-M	STP-M-2009-04	\$120,000.00	\$4,892,850.00
07/30/13	STP-M-9409(77)	Shelby		Kirby-Whitten Pkwy, From Egypt Central Rd to Old Brownsville Rd in Bartlett	STP-M	STP-M-2011-04	(\$117,748.34)	\$2,343,750.00
07/31/13	STP-M-9409(168)	Shelby		Various Locations in Memphis (Sidewalks Program)	STP-M	STP-M-2009-04	\$160,000.00	\$4,892,850.00
08/20/13	STP-M-9409(144)	Shelby		Various Routes in Memphis	STP-M	STP-M-2011-04	\$7,000.00	\$2,343,750.00
08/27/13	STP-EN-9409(157)	Shelby		Shelby Farms Phase II (Bicycle, Pedestrian and Equine Trails)	ENH	ENH-2011-01	\$1,640,675.00	\$2,107,620.00
TOTAL:							\$19,789,579.23	

BIKE/PED & OTHER ENHANCEMENT PROJECTS - MISSISSIPPI

04/12/13	105184LPA-0017033	DeSoto		City of Horn Lake - To implement bicycle and pedestrian education and encouragement programs	SRSP		(\$3,000.00)	
04/12/13	105682LPA-0109005	DeSoto		City of Hernando - Safety activities of Oak Grove Elem School	SRSP		(\$7,748.00)	
04/12/13	105682LPA-0109005	DeSoto		City of Hernando - Safety activities of Oak Grove Elem School	SRSP		(\$12,170.00)	
TOTAL:							(\$22,918.00)	

TRANSIT PROJECTS - MATA								
03/12/13	TN-90-X357	Shelby		Preventive Maintenance	Section 5307		\$5,308,000.00	
03/14/13	TN-90-X343-03	Shelby		Fixed-Route Replacement Buses	Section 5307		\$1,871,721.00	
03/19/13	TN-05-0033-02	Shelby		Fixed-Guideway Modernization Preventive Maintenance	Section 5309		\$305,916.00	
04/11/13	TN-54-0001	Shelby		Fixed-Guideway Modernization Preventive Maintenance	Section 5337		\$667,330.00	
05/16/13	TN-04-0065	Shelby		Fixed-Route Replacement Buses, Spare Components	Section 5309		\$4,236,156.00	
05/28/13	TN-90-X357-01	Shelby		Prev. Maint., ADA Paratransit Serv., Asso. Transit Improvements	Section 5307		\$4,922,000.00	
07/01/13	TN-54-0001-01	Shelby		Fixed-Guideway Modernization Preventive Maintenance	Section 5337		\$546,136.00	
07/15/13	TN-34-0001	Shelby		Fixed-Route Replacement Buses, Bus Facility Improvements	Section 5339		\$1,087,200.00	
08/22/13	TN-90-X327-03	Shelby		De-obligation of Funds	Section 5307		(\$480,000.00)	
09/06/13	TN-57-X007-03	Shelby		Demand-Response Vehicles, Project Administration	Section 5317		\$407,648.00	
09/10/13	TN-90-X343-04	Shelby		Re-obligation of Funds for Fixed-Route Replacement Buses	Section 5307		\$480,000.00	
09/24/13	TN-03-0105	Shelby		Main Street to Main Street Project	Section 5309		\$2,200,000.00	
						TOTAL:	\$21,552,107.00	

V. APPENDIX A - EXPLANATION OF FUNDING SOURCES

FUNDING SOURCES

This section provides the reader with a short description of the different funding sources referenced in the FY 2013 list of federally obligated projects.

FEDERAL HIGHWAY ADMINISTRATION (FHWA) FUNDS:

American Recovery and Reinvestment Act (ARRA):

ARRA contains approximately \$120 billion dollars to be used on “Shovel-Ready” construction projects intended to modernize infrastructure including roads, bridges, transit systems, waterways, and to repair and construct schools and parks. ARRA funds must be obligated in a timely fashion because the legislation includes various “use-it-or-lose-it” provisions.

Bridge Replacement and Rehabilitation (BRR):

This funding program can be used for bridge replacement and repair on bridges determined to be structurally deficient, functionally obsolete, or in need of systematic preventative maintenance.

Congestion Mitigation Air Quality (CMAQ):

This funding program directs funds to projects and programs which reduce transportation emissions in air quality non-attainment or maintenance areas as determined by the Environmental Protection Agency. These funds are allocated to the state and to the local jurisdictions. Certain CMAQ projects are eligible for funding with 100 percent Federal funds. They include traffic control signalization projects, commuter carpooling and vanpooling activities or installation of traffic signs, traffic lights or priority control systems for emergency vehicles or transit vehicles at signalized intersections. State and local matches are required if CMAQ funds are used for mass transit projects or other air quality activities.

Highway Safety Improvement Program (HSIP):

This funding program directs funds to projects and programs which achieve a significant reduction in traffic fatalities and serious injuries on all public roads, including non-state-owned public roads and roads on tribal lands. The Highway Safety Improvement Program (HSIP) requires a data-driven, strategic approach to improving safety on all public roads that focuses on performance. Some examples of eligible uses of funds include intersection safety improvements, pavement and shoulder widening, pedestrian and bicycle safety improvements, and construction of traffic calming features.

Interstate Maintenance (IM):

The Interstate Maintenance (IM) program provides funding for resurfacing, restoring, rehabilitating and reconstructing (4R) most routes on the Interstate System. IM funds are a carry-over funding source from previous transportation bills.

National Highway Performance Program (NHPP):

The National Highway Performance Program (NHPP) provides support for the condition and performance of the National Highway System (NHS), for the construction of new facilities on the NHS, and to

V. APPENDIX A - EXPLANATION OF FUNDING SOURCES

ensure that investments of Federal-aid funds in highway construction are directed to support progress toward the achievement of performance targets established in as State's asset management plan for the NHS. NHPP funds are a current federal funding source under MAP-21.

National Highway System (NHS):

The National Highway System (NHS) includes the Interstate Highway System as well as other roads important to the nation's economy, defense, and mobility. The NHS was developed by the Department of Transportation (DOT) in cooperation with the states, local officials, and metropolitan planning organizations (MPOs). NHS funds are a carry-over funding source from previous transportation bills.

Surface Transportation Program (STP):

This flexible funding source may be used by States and localities for projects to preserve and improve the conditions and performance on any Federal-aid highway, bridge, and tunnel projects on any public road, pedestrian and bicycle infrastructure, and transit capital projects, including intercity bus terminals. STP funds may be used to improve the design or operation of any road which is which is designated as an urban collector or higher on the State Functional Classification System. STP-S refers to projects programmed by one of the state agencies using the state's allocation of STP funds. STP-L refers to projects utilizing STP funds that are designated specifically for the local area. Any jurisdiction receiving STP funds must provide a match of at least 20 percent of the total project cost.

FEDERAL TRANSIT AUTHORITY (FTA) FUNDS:

Section 5307 Urbanized Area Formula Program:

These funds can be used for the following: 1) planning, engineering design and evaluation of transit projects and other technical transportation-related studies; 2) capital investments in bus and bus-related activities such as replacement of buses, overhaul of buses, rebuilding of buses, crime prevention and security equipment and construction of maintenance and passenger facilities; and 3) capital investments in new and existing fixed guideway systems including rolling stock, overhaul and rebuilding of vehicles, track, signals, communications, and computer hardware and software. MATA determines how these funds are programmed. These funds require a 20% match which are typically divided between state and local government, with each contributing 10%.

Section 5309 Transit Capital Investment Program:

These funds can be used the establishment of new rail or busway projects, the improvement and maintenance of existing rail and other fixed guideway systems, and the upgrading of bus systems. Section 5309 funds are a carry-over funding source from previous transportation bills.

Section 5317 New Freedom Program:

These funds are directed to elderly and disabled transportation services that go beyond those required by the Americans with Disabilities Act (ADA) . Section 5317 funds are a carry-over funding source from previous transportation bills.

V. APPENDIX A - EXPLANATION OF FUNDING SOURCES

Section 5337 State of Good Repair Program:

These funds are directed to rail facilities and include preventative maintenance and improvements. MA-TA determines how these funds are programmed. These funds require a 20% match which are typically divided between state and local government, with each contributing 10%.

Section 5339 Alternative Analysis Program:

These funds are used to assist in financing the evaluation of all reasonable modal and multimodal alternatives and general alignment options for identified transportation needs in a particular, broadly defined travel corridor. These funds require a 20% match which are typically divided between state and local government, with each contributing 10%.

OTHER FUNDING SOURCES:

Delta Region Transportation Development Program (DRTDP):

These funds are used to encourage multi-state transportation planning and corridor development. The Delta Region includes Alabama, Arkansas, Illinois, Kentucky, Louisiana, Mississippi, Missouri, and Tennessee. DRTDP funds are a carry-over funding source from previous transportation bills.

Transportation Enhancement Grant (ENH):

Specific activities which can be funded with Transportation Enhancement (ENH) funds; activities include pedestrian/bicycle facilities, acquisition of scenic easements and scenic historic sites, scenic or historic highway programs, scenic beautification, historic preservation, rehabilitation/operation of historic transportation structures, railway corridor preservation, control/removal of outdoor advertising, archeological planning/research and mitigation of highway runoff water pollution. ENH funds are a carry-over funding source from previous transportation bills.

Economic Stimulus (ES):

Projects identified through appropriation bills approved by Congress.

High Priority Project (HPP):

Projects using these funds were earmarked by the U.S. Congress as high priorities, at the federal level during the Congressional appropriations and re-authorization process. HPP funds are a carry-over funding source from previous transportation bills.

Reallocated Funds:

Reallocation of unobligated balances of FY 2003 to FY 2006 Appropriations Acts.

Safe Routes to Schools (SRTS):

This program seeks to enable and encourage children in kindergarten through eighth grades (K-8) to walk or bicycle to school, thereby promoting increased physical activity. The SRTS program is multifaceted and requires that applicants address non-infrastructure activities before, during, and after infra-

V. APPENDIX A - EXPLANATION OF FUNDING SOURCES

structure improvements have been made. Infrastructure projects include “traditional” items such as sidewalks, signs, signals, crossing improvements, etc. Non-infrastructure activities include education, encouragement, enforcement, and evaluation. SRTS funds are a carry-over funding source from previous transportation bills.

Transportation, Community, and System Preservation Program (TCSP):

Transportation, Community, and System Preservation is a discretionary grant program that provides funding for planning, implementation, and research grants which looks at improving the relationships between transportation, community, and system preservation. TCSP funds are a carry-over funding source from previous transportation bills.

Transportation Investment Generating Economic Recovery (TIGER IV):

TIGER IV is the fourth round of a discretionary grant program to invest in projects that have a significant impact nationally and regionally. The TIGER grant is a highly competitive process awarding funding to projects with an emphasis both on multi-modal and multi-jurisdictional.